

# Consumer Price Index August 2022

# Inflation Rate 12.9%

Chart 1: Headline Consumer Price Index



Chart 2: Contributions to CPI, Annual % Change

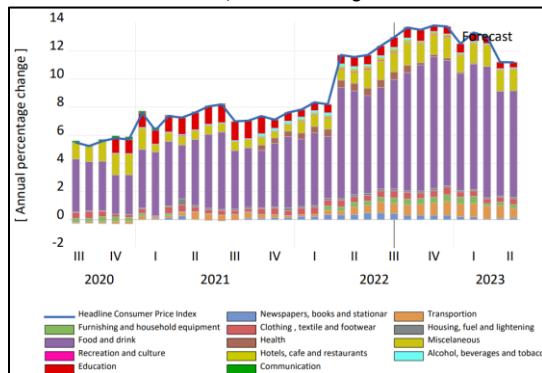


Chart 3: Contributions to CPI (Market & Administered Prices)

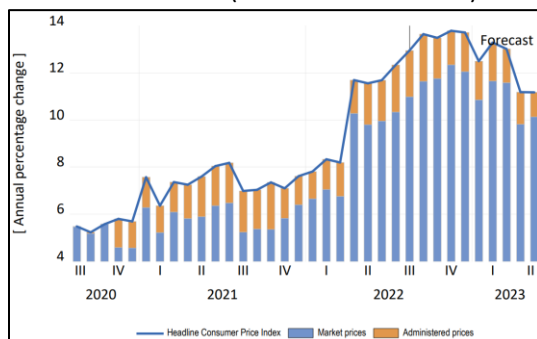
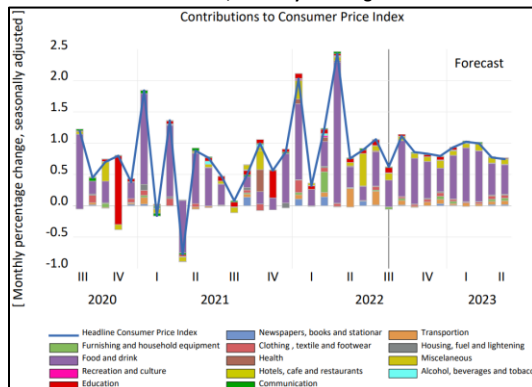




Chart 3: Contributions to CPI, Monthly % Change



## Consumer Price Index

12-Month Moving Average +0.3ppt   
 Year-on-year change (%) +0.6ppt 

## Headline Inflation

Inflation remained elevated in August 2022 as pressures become more broad-based. Headline inflation (year-on-year) edged up from 12.3 percent in July 2022 to 12.9 percent in August 2022.

The rise in headline inflation is driven primarily by food inflation which surged from 14.6 percent in July 2022 to 15.7 percent in August 2022. Non-food inflation also experienced a marginal increase to 10.6 percent from 10.5 percent during the review period.

The rise in food inflation was induced by the increased contribution from vegetables and dairy products.

Underlying inflation exhibited a similar trend to headline inflation over the comparative period. The Bank's core measures of inflation, (which excludes energy, fuel, and utilities), revealed that prices rose from 15.8 percent in July 2022 to 18.3 percent at end-August 2022.

The risk to the inflation outlook is tilted to the upside. Inflation is forecast to remain elevated this year, predicated on rising global inflation, and domestic factors, such as the passthrough of currency depreciation and adjustments in administered prices (transport fares and pump prices), lingering structural issues at the ports, and the increase in wages and salaries. Rising uncertainties in the global economic and geopolitical environment also remain major risk factors. CBG Staff forecasts year-on-year inflation to accelerate to 13.7 percent in the 4th quarter of 2022.

