



The Central Bank of The Gambia

Annual Report and Financial Statements

31 December 2021

Table of contents

Corporate information	3
Top and Senior management.....	4
Financial highlights.....	5
Report of the directors	8
Independent Audit Opinion.....	11
Consolidated and separate statement of financial position	17
Consolidated and separate statement of profit or loss.....	19
Consolidated and separate statement of comprehensive income.....	20
Consolidated and separate statement of changes in equity	21
Consolidated and separate statement of cash flows.....	23
Notes to the consolidated and separate financial statements.....	24
3. Foreign currency cash balances and deposits.....	47
4. Receivable from IMF	48
5. Investment in securities	48
6. Investment in WACB.....	52
7. Receivable from Mega Bank.....	52
8. Investment in subsidiary.....	53
9. Loans and advances.....	55
10. Other assets	58
11. Property, plant and equipment	59
12. Intangibles	61
13. Currency in circulation.....	62
14. Deposits	63
15. Long term loan from IMF.....	64
16. Money market operation liabilities	65
17. Other payables.....	66
18. Taxation	69
19. Share capital and reserves.....	69
20. Correction of prior year error.....	71
21. Interest income.....	73
22. Interest expense.....	73
23. Exchange gain & losses.....	73
24. Other income	74

The Central Bank of The Gambia
Annual Report and Financial Statements
For the year ended 31 December 2021

25.	Personnel cost.....	74
26.	General and administrative expenses	75
27.	IFRS 9 impairment (P&L)	75
28.	IFRS 9 impairment (OCI).....	75
29.	Fair value hierarchy	76
30.	Related party transactions	77
31.	Risk management	78
32.	Events after reporting date.....	94
33.	Comparative information	94
34.	Contingent liabilities	95

Corporate information

Board of Directors:	Mr. Buah Saidy	Governor and Chairman
	Mr. Abdou Janha	Non-Executive Director (NED) up to 4th August 2021
	Mr. Ousman Sowe	Non-Executive Director (NED)
	Mrs. Eudora Taylor Thomas	Non-Executive Director (NED)
	Mr. Alieu Badara Demba	Non-Executive Director (NED) from 1st December 2021
	Mr. Ken Bugul Johm	Non-Executive Director (NED) from 1st December 2021
Audit Committee:	Mrs. Eudora Taylor Thomas	Chairperson
	Mr. Ousman Sowe	Member
	Mr. Ken Bugul Johm	Member
	Mrs. Aji Amie Jagne	Secretary
First Deputy Governor:	Dr. Seeku Jaabi	
Second Deputy Governor:	Mr. Essa Drammeh	
Director of Finance:	Mr. Attikan Dibba	
Secretary:	Mrs. Aji Amie Jagne	
Registered office:	1-2 Ecowas Avenue	
	Banjul	
	The Gambia	
Auditors:	PKF Gambia	
	33 Bijilo Layout Annex, Bijilo	
	The Gambia	
	PKF Nigeria	
	PKF House, 205A	
	Ikorodu Road, Obanikoro	
	Lagos, Nigeria	

Top and Senior management

Top Management

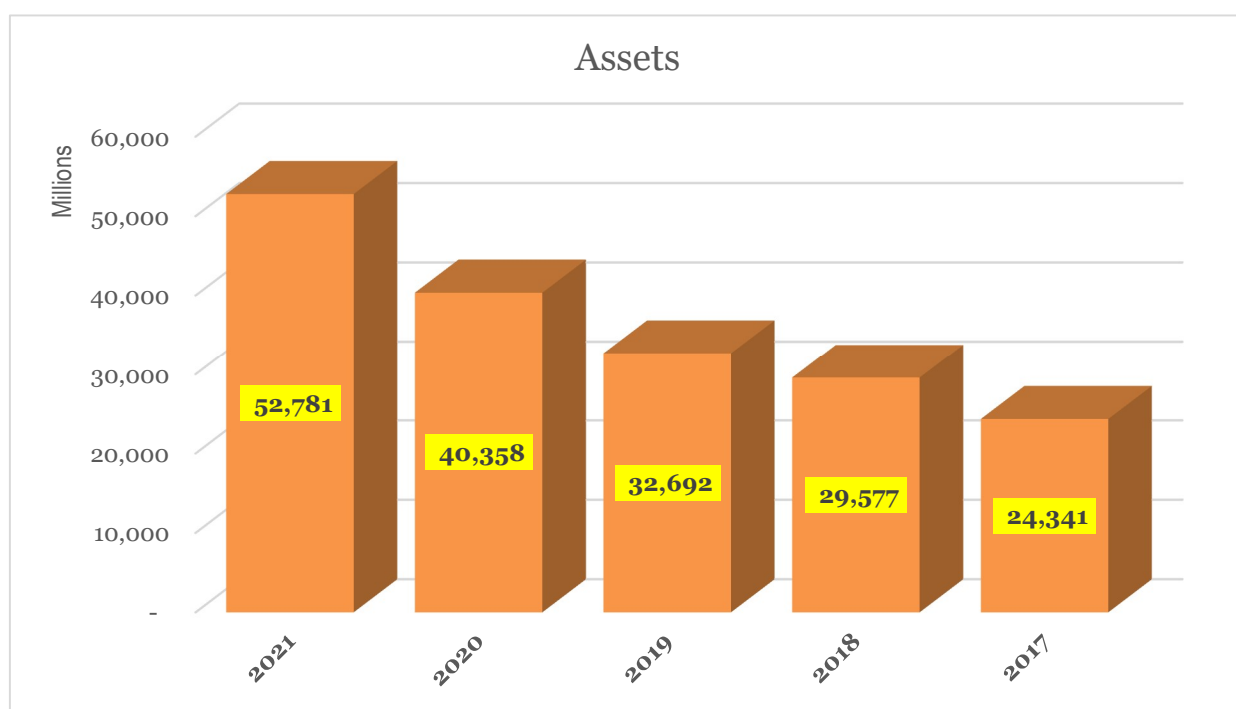
Name	Designation
Mr. Buah Saidy	Governor and Chairman
Dr. Seeku Jaabi	1 st Deputy Governor
Mr. Essa Drammeh	2 nd Deputy Governor

Senior Management		Advisers	
Name	Designation	Name	Designation
Mr. Buah Saidy	Governor and Chairman	Mr. Momodou B Mboge	Legal Adviser
Dr. Seeku Jaabi	1 st Deputy Governor	Mrs. Haddy Joof	HR and Admin Adviser
Mr. Essa Drammeh	2 nd Deputy Governor	Mr. Serign Bai Senghore	Corporate Adviser
Mr. Attikan Dibba	Director, Finance Department		
Mrs. Rohey Khan	Director, Risk management Department		
Mr. Ebrima Wadda	Director, Economic Research Department		
Mr. Saikou Touray	OIC, HR Department		
Mr. Amadou Korra	Director, Financial Supervision Department		
Mrs. Fatou Deen Touray	Director, Development Finance Dept		
Mr. Pa Alieu Sillah	Director, Insurance Supervision Department		
Mr. Omar K. Janneh	Director, Administration Department		
Mr. Peter Prom	Director, Information Technology Department		
Mr. Karamo Jawara	Director, Banking Services Department		
Paul J Mendy	Director, Governors office		
Mrs. Aji Amie Jagne	OIC, Legal Unit		
Mr. Michael P. Barra	OIC, Internal Audit		
Abdou H. Ceesay	OIC, Currency Department		

Financial highlights

Asset distribution – Bank only

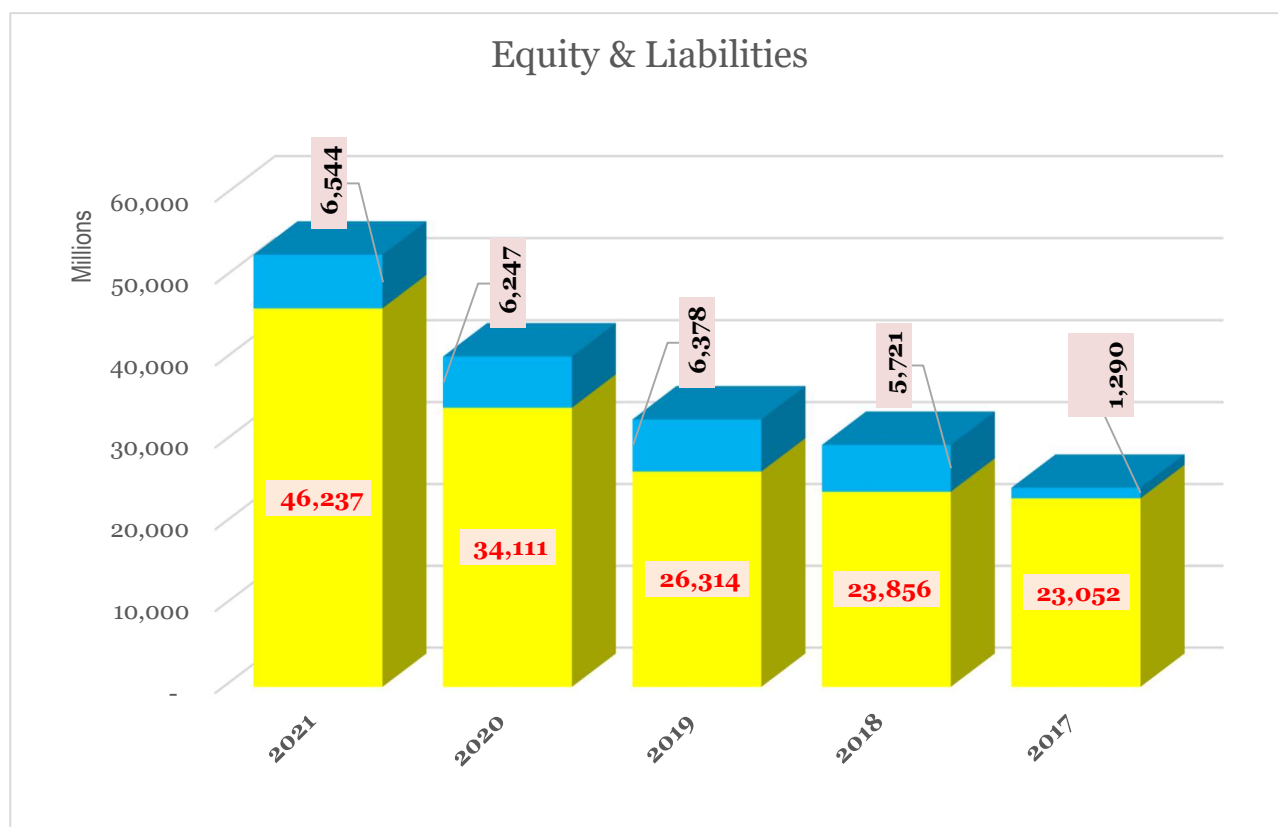
Asset	2021	2020	2019	2018	2017
	D' 000	D' 000	D' 000	D' 000	D' 000
FX cash balances and deposits	16,125,838	12,141,970	7,794,297	5,429,694	4,412,961
Receivable from IMF	4,605,910	4,386,966	4,386,966	4,261,944	4,219,649
Investment in securities	25,623,753	19,986,611	17,735,795	16,837,517	12,839,009
Investment in WACB	359,339	353,067	347,630	332,375	318,075
Receivable from Mega Bank	300,000	300,000	300,000	300,000	300,000
Investment in subsidiary	73,800	73,800	73,800	73,800	73,800
Loans and Advances	4,658,510	2,433,023	1,341,226	1,357,660	1,452,395
Other Assets	489,103	319,282	351,951	634,572	312,393
PPE	478,896	335,717	343,223	349,341	393,089
Intangibles	65,847	27,821	16,783	507	20,089
Total assets	52,780,995	40,358,257	32,691,671	29,577,410	24,341,460



The Central Bank of The Gambia
Annual Report and Financial Statements
 For the year ended 31 December 2021

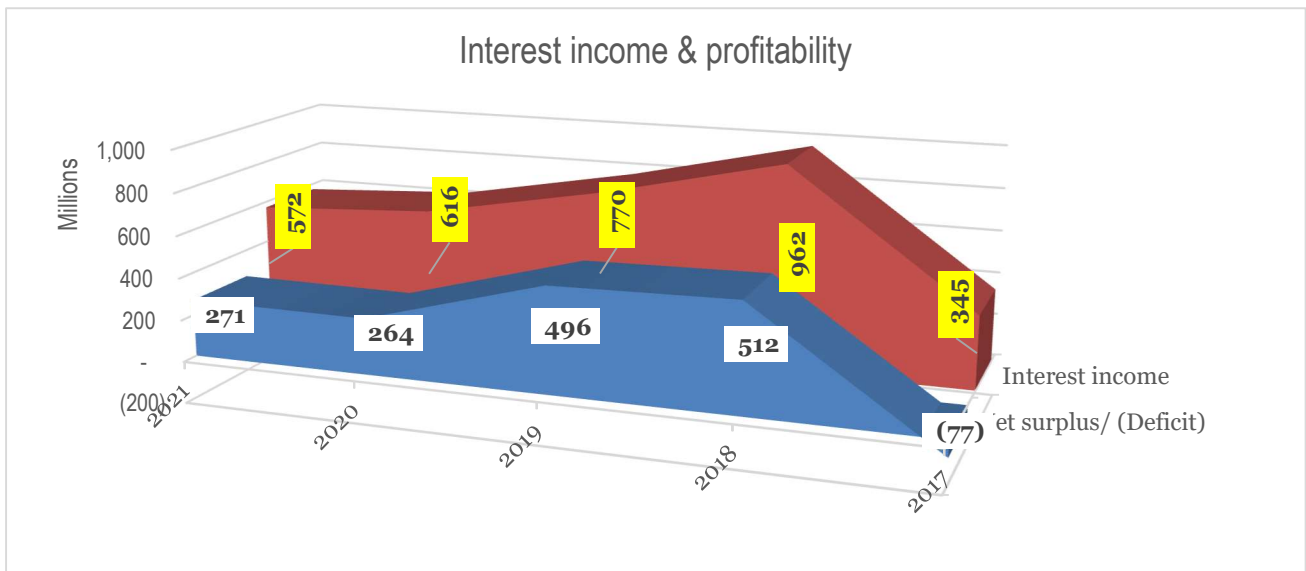
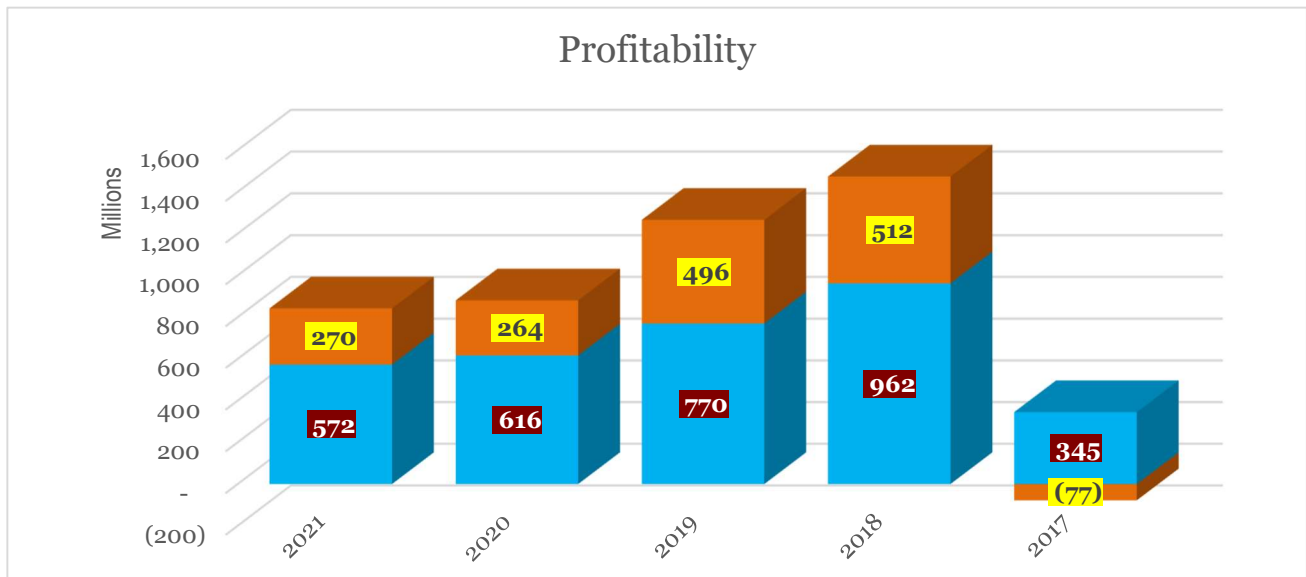
Equity & liability distribution – Bank only

Equity & liabilities	2,021	2,020	2,019	2,018	2,017
	D'000	D'000	D'000	D'000	D'000
Currency in circulation	12,495,205	11,028,823	8,556,498	7,303,858	6,186,488
Deposits	19,896,678	17,354,594	13,545,841	12,104,674	12,228,146
Long term loan from IMF	12,045,044	5,062,435	3,975,001	4,148,142	4,451,623
Money market operation liabilities	1,420,000	-	-	-	-
Other payables	379,971	665,413	236,510	299,623	185,616
Capital	640,000	460,000	280,000	100,000	100,000
Retained earnings	(41,909)	358,763	5,162,651	4,940,057	506,621
Reserves	5,946,006	5,428,229	935,170	681,056	682,966
Equity & liabilities	52,780,995	40,358,257	32,691,671	29,577,410	24,341,460



Profitability – Bank only

	2021	2020	2019	2018	2017
	D' 000	D' 000	D' 000	D' 000	D' 000
Interest income	572,467,000	616,276,000	769,880,000	961,594,000	345,004,000
Net surplus/ (Deficit)	269,757,000	264,185,000	496,316,000	511,790,000	(77,229,000)
Net surplus /(deficit) as % of interest income	47%	43%	64%	53%	-22%



Report of the directors

The directors present their report and the audited consolidated and separate financial statements for the year ended 31 December 2021.

Statement of directors' responsibilities

The Central Bank of The Gambia Act, 2018 requires the directors to prepare consolidated and separate financial statements for each financial year, which give a true and fair view of the state of affairs of the bank and the group and of its net profit or loss for that year. In preparing the consolidated and separate financial statements, the directors are required to:

- select suitable accounting policies and then apply them consistently;
- make judgements and estimates that are reasonable and prudent; and
- state whether applicable accounting standards have been followed, subject to any material departures disclosed and explained in the consolidated and separate financial statements.

The directors are responsible for keeping proper accounting records which disclose with reasonable accuracy at any time the consolidated and separate financial position of the bank and the group and to enable them to ensure that the financial statements comply with the Central Bank of The Gambia Act 2018. They are also responsible for safeguarding the assets of the bank and the group and hence for taking reasonable steps for the prevention and detection of fraud and other irregularities.

Principal activities

Central Bank of The Gambia was established to carry on business in accordance with the constitution and the provisions of the Central Bank of The Gambia Act, 2018 with the following objectives:

- Achieve and maintain price stability;
- Promote and maintain the stability of the currency of The Gambia;
- Direct and regulate the financial, insurance, banking and currency system in the interest of the economic development of The Gambia; and
- Encourage and promote sustainable economic development and the efficient utilization of the resources of The Gambia through the effective and efficient operation of a financial system.

In achieving the above objectives, the bank is allowed to perform the following functions:

- Formulate and implement monetary policy aimed at achieving the objectives of the bank;
- Promote, by monetary measures, the stabilization of the value of the currency within and outside The Gambia;
- Institute measures which are likely to have a favourable effect on the balance of payments, the state of public finances and the general development of the national economy;
- License, regulate, supervise and direct the financial system and ensure the smooth operation of the financial system;
- Promote, regulate and supervise payment and settlement system;
- Issue and redeem the currency notes and coins of The Gambia;
- Licence, regulate and supervise non-banking financial institutions;
- Act as banker and financial advisor to the Government and guarantee Government loans;

Report of the directors (continued)

- Promote and maintain relations with international banking and financial institutions and subject to the Constitution or any other relevant enactment, implement international monetary agreements to which The Gambia is a party;
- Own, hold and manage its official international reserves;
- Promote the safe and sound development of the financial system including safeguarding the interest of depositors;
- Collect, analyse and publish statistical data; and
- Do all other things that are incidental and conducive to the efficient performance of its functions under the Act

Subsidiary

The Central Bank, with some private companies, set up Gamswitch Company Limited (herein after called Gamswitch) to serve as the switching company facilitating inter-operability between Banks. The objective of setting it up is to improve the financial infrastructure of the Country in keeping with the bank's newly implemented payment system under the West African Monetary Zone (WAMZ). The Central Bank currently holds 50% of the shares of Gamswitch. The Governor of the Central Bank is also serving as the chairman of the Board of Gamswitch company limited. Due to the Central Bank's power over the investee, through its chairmanship of the Board, exposure and rights to variable returns from involvement with Gamswitch company limited and the ability to use power over Gamswitch to affect the amount of the Central Bank's returns, the Central Bank has concluded that it has control over Gamswitch, thus the consolidation in this report.

Results for the year

Results for the year are as presented in the accompanying consolidated and separate financial statements.

Employees

The number of employees and the cost associated with these employees is as detailed in note 25.

Donations

The bank made charitable donations amounting to GMD 3.8 million during the year (2020: GM D2.2 million).

Directors and directors' interest

The directors who held office during the year are shown on page 3.

The Central Bank Act requires Non-Executive Directors to serve a maximum term of 2 years so far as possible and that not more than one director's term of office shall expire in any one year.

The outbreak of Covid-19 has been a challenge for the Global economy and the Gambia is no exception. However, mitigants were put in place to cushion the Bank as much as possible from the economic impact of the pandemic.

Report of the directors (continued)

Going concern

The directors have assessed the ability of the Bank and the Group to continue as a going concern. The directors have a reasonable expectation that the Bank and the Group have adequate resources to continue in operational existence for the foreseeable future. Thus, we continue to adopt the going concern basis in preparing the annual consolidated and separate financial statements of the Group.

Auditors

The National Audit Office is mandated to appoint the Bank's auditors. PKF Gambia and PKF Nigeria were appointed to serve as auditors for the year ended 31 December 2021.

Approval of the financial statements

The financial statements were approved by the board of directors on the:

Signature: 

Date: 2022

By order of the board of directors



Accountants &
business advisers

Report of the Independent Joint Auditors To Government of The Gambia

Opinion

We have audited the accompanying consolidated and separate financial statements of The Central Bank of The Gambia (The Bank) and its subsidiary (together "the Group") which comprise the consolidated and separate statement of financial position as at 31 December 2021, and the consolidated and separate statement of profit or loss and other comprehensive income, the consolidated and separate statement of changes in equity and the consolidated and separate statement of cash flows for the year then ended, and the notes to the consolidated and separate financial statements, including a summary of significant accounting policies and other explanatory disclosures.

In our opinion, the accompanying consolidated and separate financial statements present fairly, in all material respects, the consolidated and separate financial position of the Group and the Bank as at 31st December 2021, its consolidated and separate financial performance and consolidated and separate cash flows for the year then ended in accordance with International Financial Reporting Standards and the requirements of The Central Bank of The Gambia Act 2018.

Basis for Opinion

We conducted our audit in accordance with International Standards on Auditing (ISAs). Our responsibilities under those standards are further described in the Auditors' Responsibilities for the Audit of the Financial Statements section of our report. We are independent of the Group and Bank in accordance with the requirements of the International Ethics Standards Board for Accountants' (IESBA) International Code of Ethics for Professional Accountants Independence Standards) (IESBA code). We have fulfilled our other ethical responsibilities in accordance with the IESBA Code.

We believe that the audit evidence we have obtained is sufficient and appropriate to provide a basis for our opinion.

Key Audit Matters

Key audit matters are those matters that, in our professional judgement, were of most significance in our audit of the consolidated and separate financial statements of the current year. These matters were addressed in the context of our audit of the consolidated and separate financial statements as a whole, and in forming our opinion thereon, and we do not provide a separate opinion on these matters. The key audit matters below relate to the audit of the consolidated and separate financial statements.



Accountants &
business advisers

Key Audit Matter			How the matter was addressed in our audit
1. Impairment of Financial assets			
We identified the impairment of financial assets as representing a significant risk of material misstatement and a key audit matter.			We focused our testing of impairment on loans, receivables, and Investment in securities on the assumptions of management and in line with IFRS 9.
The Group's credit exposures and respective impairment, where applicable, as at 31 December 2021 were as follows:			We reviewed the IT general controls governing the IFRS reporting process employed by the Group in assigning PDs to the financial assets.
Exposures assessed for expected credit loss under IFRS 9	Gross balances	Impairments	<p>Also, tested the key controls relating to the preparation of the impairment model including the competence and authority of person(s) performing the control, frequency, and consistency with which the control is performed;</p> <p>Our audit procedures included:</p> <ul style="list-style-type: none"> • Obtained a detailed understanding of the default definition(s) used in the ECL calculation. • For loans and advances, tested the underlying data behind the determination of the probability of default by agreeing same to underlying supporting documentation. • For loans and advances, critically evaluating the determination of the expected cash flows used in assessing and estimating impairments and the reasonableness of any assumptions.
	D'000	D'000	
Foreign currency cash balances & Deposits	16,151,668	-	
Balances with IMF	4,605,910	-	
Investment in securities	25,638,117	2,103	
Investment in WACB	359,699	360	
Receivable from Mega Bank	300,000	-	
Loans and advances	4,674,317	15,807	
Other assets	536,650	-	

Significant judgement is required by the Directors in assessing the impairment of financial assets in compliance with IFRS 9, which requires a loss allowance for Expected Credit Loss (ECL) to be measured at the reporting date for those financial assets subject to impairment accounting.

The ECL model involves the application of considerable level of judgement and estimation in determining inputs for ECL calculation such as:

- determining criteria for assigning Probability of Default rates (PD Rates)
- assessing the relationship between the quantitative factors such as default and qualitative factors such as macro-economic variables.
- incorporating forward looking information in the model building process.
- factors incorporated in determining the Probability of Default (PD), the Loss Given Default (LGD), the Recovery Rate and the Exposure at Default (EAD).
- factors considered in cash flow estimation including timing and amount and segmentation of portfolios used to develop risk parameters.
- Analysis of external ratings, internal benchmarking or grouping risks together when the Group relies on such. The Group might be unable to support the suitability of any groupings to justify such approach as this may mask underlying credit losses or increases in credit risks, if the segments are not sufficiently homogeneous;

Given the level of complexity and judgement involved in determining of the ECL, and also the material nature of the balance. We considered the valuation of the loans, receivables and Investment securities impairment allowance to be a key audit matter in the consolidated and separate financial statements.

- For loans and advances, evaluate whether the model used to calculate the recoverable amount complies with the requirement of IFRS 9.
- Examined the criteria used to allocate the financial assets under stages 1, 2 and 3.
- Performing sensitivity analysis on the macroeconomic factors used in determining the probability of default.
- Reviewing and challenging management assumptions on how COVID 19 has influenced the key components of the ECL, thus, the LGD and the PD;
- Validating that the discount rates used in discounting the estimated future cash flows meet the effective interest.
- Verifying the source of the credit ratings used and check the appropriateness of the ratings in accordance with IFRS 9.
- Tested the disclosures to ensure that the required disclosures under IFRS 9 have been appropriately disclosed.
- Verifying the source of the credit ratings used and check the appropriateness of the ratings in accordance with IFRS 9.



Accountants &
business advisers

Other matter

The consolidated and separate financial statements of The Central Bank of The Gambia for the year ended 31st December, 2020 were audited by another auditor who expressed an unmodified opinion on those statements on 19th May 2021.

Please refer to note 20 to the consolidated and separate financial statements regarding the restatement of 2020 audited figures of the consolidated and separate financial statements.

Other Information

The Directors are responsible for the other information. The other information comprises the Financial Highlights and the Report of the Directors, which we obtained prior to the date of this auditor's report. The other information does not include the consolidated and separate financial statements and our auditors' report thereon.

Our opinion on the consolidated and separate financial statements does not cover the other information and we do not and will not express an audit opinion or any form of assurance conclusion thereon.

In connection with our audit of the consolidated and separate financial statements, our responsibility is to read the other information and, in doing so, consider whether the other information is materially inconsistent with the consolidated and separate financial statements or our knowledge obtained in the audit, or otherwise appears to be materially misstated.

If, based on the work we have performed on the other information that we have obtained prior to the date of this auditor's report, we conclude that there is a material misstatement of this other information, we are required to report that fact. We have nothing to report in this regard.

Responsibilities of the Directors and Those Charged with Governance for the consolidated and separate Financial Statements

The Directors are responsible for the preparation and fair presentation of the consolidated and separate financial statements in accordance with International Financial Reporting Standards, the requirements of The Central Bank of The Gambia Act 2018 and for such internal control as the Directors determines is necessary to enable the preparation of consolidated and separate financial statements that are free from material misstatement, whether due to fraud or error.

In preparing the consolidated and separate financial statements, the Directors are responsible for assessing the Group's and the Bank's ability to continue as a going concern, and disclosing, as applicable, matters related to going concern and using the going concern basis of accounting, unless the Directors either intend to liquidate the Group and / or the Bank or to cease operations, or have no realistic alternative but to do so.



Accountants &
business advisers

Auditor's Responsibilities for the Audit of the financial statements

Our objectives are to obtain reasonable assurance about whether the consolidated and separate financial statements as a whole are free from material misstatement, whether due to fraud or error, and to issue an auditors' report that includes our opinion. Reasonable assurance is a high level of assurance but is not a guarantee that an audit conducted in accordance with ISAs will always detect a material misstatement when it exists. Misstatements can arise from fraud or error and are considered material if, individually or in the aggregate, they could reasonably be expected to influence the economic decisions of users taken on the basis of these consolidated and separate financial statements.

As part of an audit in accordance with ISAs, we exercise professional judgment and maintain professional skepticism throughout the audit. We also:

- Identify and assess the risks of material misstatement of the consolidated and separate financial statements, whether due to fraud or error, design and perform audit procedures responsive to those risks, and obtain audit evidence that is sufficient and appropriate to provide a basis for our opinion. The risk of not detecting a material misstatement resulting from fraud is higher than for one resulting from error, as fraud may involve collusion, forgery, intentional omissions, misrepresentations, or the override of internal control.
- Obtain an understanding of internal control relevant to the audit in order to design audit procedures that are appropriate in the circumstances, but not for the purpose of expressing an opinion on the effectiveness of the Group and the Bank's internal control.
- Evaluate the appropriateness of accounting policies used and the reasonableness of accounting estimates and related disclosures made by the Directors.
- Conclude on the appropriateness of the Director's use of the going concern basis of accounting and based on the audit evidence obtained, whether a material uncertainty exists related to events or conditions that may cast significant doubt on the Group's ability to continue as a going concern. If we conclude that a material uncertainty exists, we are required to draw attention in our auditor's report to the related disclosures in the consolidated and separate financial statements or, if such disclosures are inadequate, to modify our opinion. Our conclusions are based on the audit evidence obtained up to the date of our auditor's report. However, future events or conditions may cause the Group to cease to continue as a going concern.
- Evaluate the overall presentation, structure and content of the consolidated and separate financial statements, including the disclosures, and whether the consolidated and separate financial statements represent the underlying transactions and events in a manner that achieves fair presentation; and
- Obtain sufficient appropriate audit evidence regarding the consolidated and separate financial information of the entities or business activities within the Group to express an opinion on the consolidated and separate financial statements. We are responsible for the direction, supervision and performance of the group audit. We remain solely responsible for our audit opinion.



Accountants &
business advisers

We communicate with the Directors regarding, among other matters, the planned scope and timing of the audit and significant audit findings, including any significant deficiencies in internal control that we identify during our audit.

We also provide the Directors with a statement that we have complied with relevant ethical requirements regarding independence, and to communicate with them all relationships and other matters that may reasonably be thought to bear on our independence, and where applicable, related safeguards.

From the matters communicated with the Directors, we determine those matters that were of most significance in the audit of the financial statements of the current year and are therefore the key audit matters. We describe these matters in our auditors' report unless law or regulation precludes public disclosure about the matter or when, in extremely rare circumstances, we determine that a matter should not be communicated in our report because the adverse consequences of doing so would reasonably be expected to outweigh the public interest benefits of such communication.

The Engagement Partners on the audit resulting in this independent auditor's report are **Donald Charles Kaye** and **Ayodeji Sonukan**.

For and on behalf of PKF Professional Services
Chartered Accountants
Lagos, Nigeria

Dated: 6th May 2022


For and on behalf of PKF The Gambia
Chartered Accountants
Banjul, The Gambia


Dated: 6th May 2022

Consolidated and separate statement of financial position

	Note	Group		Bank	
		2021 D'000	Restated 2020 D'000	2021 D'000	2020 D'000
Assets					
Foreign currency cash balances & Deposits	3	16,151,667	12,167,481	16,125,838	12,141,970
Receivable from IMF	4	4,605,910	4,386,966	4,605,910	4,386,966
Investment in securities	5	25,636,015	20,008,896	25,623,753	19,986,611
Investment in WACB	6	359,339	353,067	359,339	353,067
Receivable from Mega Bank	7	300,000	300,000	300,000	300,000
Investment in subsidiary	8	-	-	73,800	73,800
Loans and advances	9	4,658,510	2,433,023	4,658,510	2,433,023
Other assets	10	536,674	351,089	489,102	319,282
Property, plant and equipment	11	479,148	336,048	478,896	335,717
Intangible assets	12	67,384	29,732	65,847	27,821
Total assets		52,794,646	40,366,301	52,780,995	40,358,257
Liabilities					
Currency in circulation	13	12,495,205	11,028,823	12,495,205	11,028,823
Deposits	14	19,896,678	17,354,594	19,896,678	17,354,594
Long term loan from IMF	15	12,045,044	5,062,435	12,045,044	5,062,435
Money market operation liabilities	16	1,420,000	-	1,420,000	-
Other payables	17	389,804	673,716	379,971	665,413
Taxation	18	-	30	-	-
Total liabilities		46,246,731	34,119,598	46,236,898	34,111,265
Equity and reserves					
Share capital	19	640,000	460,000	640,000	460,000
Share premium	19	-	-	-	-
General reserve	19	598,276	468,513	598,276	468,513
Special reserve	19	3,887,878	3,887,878	3,887,878	3,887,878
Retained earnings	19	(48,715)	349,501	(41,909)	358,361
Revaluation reserve	19	943,813	802,423	943,197	801,807
Pension valuation	19	-	(228,598)	-	(228,598)
Equity fair valuation	19	487,855	470,231	516,655	499,031
Non-controlling Interest	19	38,809	36,755	-	-
Total equity and reserves		6,547,915	6,246,703	6,544,097	6,246,992
Total equity and liabilities		52,794,646	40,366,301	52,780,995	40,358,257

The financial statements were approved by the Board of Directors on 06 May 2022 and signed on its behalf by:


.....
Mr. Buah Saidy
Governor


.....
Mr. Essa AK Drammeh
2nd Deputy Governor


.....
Mr. Attikan Dibba
Director, Finance

The notes on pages 24 to 95 form an integral part of these financial statements

Consolidated and separate statement of profit or loss

	Note	Group 2021 D'000	2020 D'000	Bank 2021 D'000	2020 D'000
Interest income - Amortised cost	21	573,337	617,665	572,467	616,276
Interest expense and other similar expense	22	(1,715)	(7,655)	(1,715)	(7,655)
Net interest income		571,622	610,010	570,752	608,621
Exchange gains	23	229,746	193,282	229,329	189,867
IFRS 9 impairment charge	27	(636)	(957)	(636)	(957)
Other income	24	57,263	34,336	37,509	17,785
Total operating revenue less interest expense		857,995	836,671	836,954	815,316
Operating expenses					
Personnel costs	25	(221,974)	(181,958)	(215,954)	(181,958)
General and administrative expenses	26	(324,234)	(349,527)	(313,958)	(342,545)
Depreciation	11	(25,138)	(21,663)	(24,978)	(21,519)
Amortisation	12	(12,785)	(5,587)	(12,307)	(5,109)
Total operating expenses		(584,131)	(558,735)	(567,197)	(551,131)
Net surplus for the year		273,864	277,936	269,757	264,185

The notes on pages 24 to 95 form an integral part of these financial statements

Consolidated and separate statement of comprehensive income

	Note	Group 2021 D'000	2020 D'000	Bank 2021 D'000	2020 D'000
Net surplus for the year		273,864	277,936	269,757	264,185
Other comprehensive income to be reclassified to profit or loss in subsequent periods:					
Net fair value movement on investments held at FVOCI	29	17,984	223,985	17,984	223,985
IFRS 9 impairment on investments held at FVOCI	28,29	(360)	-	(360)	-
Other comprehensive income that will not be reclassified to profit or loss in subsequent periods:					
Re-measurement of defined benefit pension plans		(170,276)	(186,877)	(170,276)	(186,877)
Total comprehensive income for the year		121,212	315,044	117,105	301,293
Attributable to:					
Total		121,212	315,044	117,105	301,293
Non-controlling interest		(2,054)	(6,876)		
Equity holders of the parent		119,159	308,168	117,105	301,293

The notes on pages 24 to 95 form an integral part of these financial statements

The Central Bank of The Gambia
Annual Report and Financial Statements
For the year ended 31 December 2021

Consolidated and separate statement of changes in equity

Bank	Share Capital D'000	General Reserve D'000	Special reserve D'000	Revaluation Reserve D'000	Retained Earnings D'000	Equity Fair valuation D'000	Pension valuation D'000	Total D'000
Balance at 1 Jan 2020	280,000	58,513	-	656,782	5,149,201	275,046	(41,721)	6,377,821
Transfer to reserves	-	410,000	3,887,878	-	(4,297,878)	-	-	-
Additional share capital	180,000	-	-	-	-	-	-	180,000
Profit for the year	-	-	-	-	264,185	-	-	264,185
Appropriation	-	-	-	-	(612,122)	-	-	(612,122)
Equity valuation	-	-	-	-	-	223,985	-	223,985
Unrealised gains	-	-	-	145,025	(145,025)	-	-	-
Pension valuation	-	-	-	-	-	-	(186,877)	(186,877)
Balance at 31 Dec 2020	460,000	468,513	3,887,878	801,807	358,361	499,031	(228,598)	6,246,992
Balance at 1 Jan 2021	460,000	468,513	3,887,878	801,807	358,361	499,031	(228,598)	6,246,992
Additional share capital	180,000	-	-	-	-	-	-	180,000
Transfers	-	129,763	-	-	(358,361)	-	228,598	-
Profit for the year	-	-	-	-	269,757	-	-	269,757
Equity valuations	-	-	-	-	-	17,984	-	17,984
Unrealised gains	-	-	-	141,390	(141,390)	-	-	-
Pension valuation	-	-	-	-	(170,276)	-	-	(170,276)
Impairment FVOCI investments	-	-	-	-	-	(360)	-	(360)
Balance at 31 Dec 2021	640,000	598,276	3,887,878	943,197	(41,909)	516,655	-	6,544,097

The notes on pages 24 to 95 form an integral part of these financial statements

The Central Bank of The Gambia
Annual Report and Financial Statements
For the year ended 31 December 2021

Group	Share Capital	Share premium	General Reserve	Special reserve	Revaluation Reserve	Retained Earnings	Equity Fair valuation	Pension valuation	NCI	Total
	D' 000	D' 000	D' 000		D' 000	D' 000	D' 000	D' 000	D' 000	D' 000
Balance at 1 Jan 2020	280,000	-	58,513	-	656,167	5,133,466	246,246	(41,721)	29,879	6,362,550
Additional share capital	180,000	-	-	-	-	-	-	-	-	180,000
Transfer to reserve	-	-	410,000	3,887,878	-	(4,297,878)	-	-	-	-
Appropriation	-	-	-	-	-	(612,122)	-	-	-	(612,122)
Profit for the year	-	-	-	-	-	277,936	-	-	-	277,936
Unrealised gains	-	-	-	-	146,256	(145,025)	-	-	-	1,231
Equity valuation	-	-	-	-	-	-	223,985	-	-	223,985
Pension valuation	-	-	-	-	-	-	-	(186,877)	-	(186,877)
Movement in NCI	-	-	-	-	-	(6,876)	-	-	6,876	-
Balance at 31 Dec 2020	460,000	-	468,513	3,887,878	802,423	349,501	470,231	(228,598)	36,755	6,246,703
Balance at 1 Jan 2021	460,000	-	468,513	3,887,878	802,423	349,501	470,231	(228,598)	36,755	6,246,703
Equity valuations	-	-	-	-	-	-	17,984	-	-	17,984
Additional share capital	180,000	-	-	-	-	-	-	-	-	180,000
Profit for the year	-	-	-	-	-	273,864	-	-	-	273,864
Unrealised gains	-	-	-	-	141,390	(141,390)	-	-	-	-
Transfers	-	-	129,763	-	-	(358,361)	-	228,598	-	-
Pension valuation	-	-	-	-	-	(170,276)	-	-	-	(170,276)
Impairment FVOCI investments	-	-	-	-	-	-	(360)	-	-	(360)
Movement in NCI	-	-	-	-	-	(2,054)	-	-	2,054	-
Balance at 31 Dec 2021	640,000	-	598,276	3,887,878	943,813	(48,715)	487,855	-	38,809	6,547,915

The notes on pages 24 to 95 form an integral part of these financial statements

Consolidated and separate statement of cash flows

	Group 2021 D'000	2020 D'000	Bank 2021 D'000	2020 D'000
Operating activities				
Net income from operations	273,864	277,936	269,757	264,185
GG Obligations paid from retained earnings	-	(612,122)	-	(612,122)
Depreciation and amortization	37,923	27,250	37,285	26,628
Tax paid	240	166	-	-
Interest income	(573,337)	(617,665)	(572,467)	(616,276)
Interest expense	1,715	7,655	1,715	7,655
Revaluation gains	229,746	193,282	229,329	189,867
Pension valuation	(170,276)	(186,877)	(170,276)	(186,877)
Equity fair valuation/impairment	17,624	223,985	17,624	223,985
	(182,501)	(686,390)	(187,033)	(702,955)
Change in receivable from IMF	(218,944)	-	(218,944)	-
Change in loans and advances	(2,225,487)	(1,091,797)	(2,225,487)	(1,091,797)
Change in other assets	(185,585)	76,502	(169,821)	32,669
Change in provisions and other liabilities	(283,912)	415,686	(285,442)	428,903
Change in deposits	2,542,084	3,808,753	2,542,084	3,808,753
Changes in CBG bills	1,420,000	-	1,420,000	-
Change in currency in circulation	1,466,382	2,472,325	1,466,382	2,472,325
Cash absorbed by operations	2,514,538	5,681,469	2,528,772	5,650,853
Interest paid	(1,715)	(7,655)	(1,715)	(7,655)
Interest received	345,721	424,171	345,498	426,736
Net cash from operating activities	2,858,544	6,097,985	2,872,555	6,069,934
Cash flows from investing activities				
Purchase of securities	(5,633,391)	(2,278,538)	(5,643,414)	(2,256,253)
Acquisition of property, plant and equipment	(221,075)	(33,186)	(220,849)	(30,487)
Net cash used in investing activities	(5,854,466)	(2,311,724)	(5,864,263)	(2,286,740)
Cash flows from financing activities				
Additional shares	180,000	180,000	180,000	180,000
Long term loan from IMF	6,982,609	1,087,434	6,982,609	1,087,434
Net cash from/ (used in) financing activities	7,162,609	1,267,434	7,162,609	1,267,434
Change in cash and cash equivalents	3,984,186	4,367,305	3,983,868	4,347,673
Cash and cash equivalents at 1 January	12,167,481	7,800,176	12,141,970	7,794,297
Cash and cash equivalents at 31 December	16,151,667	12,167,481	16,125,838	12,141,970

The notes on pages 24 to 95 form an integral part of these financial statements.

Notes to the consolidated and separate financial statements

1. General information

The Central Bank of The Gambia (the "Bank") was established in 1971 by the Government of The Gambia under the Central Bank of The Gambia Act 1971 (superseded by the Central Bank of The Gambia Act 1992, CBG Act 2005 and the Central Bank of The Gambia Act 2018 (the "Act"). The registered office is: 1 - 2 Ecowas Avenue, Banjul, The Gambia.

The principal objectives of the Bank are to regulate the issue, supply, availability and international exchange of money, promote monetary stability and promote sound financial structure and credit exchange conditions conducive to the orderly and balanced economic development of the country. The responsibilities of the Bank also include acting as the banker for the commercial banks, government departments and for government projects and the issuing of currency notes and coins.

In accordance with the Act, the Board of Directors determine the monetary policy, the instruments for its implementation and decides on the Bank's monetary policy operations. The Bank ensures the implementation of the monetary policy mainly by using the following instruments – base interest rate, issues of treasury bills and other Gambian Government bonds, direct purchase or direct sale of government securities and foreign exchange operations, overnight refinancing and overnight money withdrawing operations, minimum reserves requirements and the exchange rate regime for the country. The Bank ensures the administration of foreign exchange reserves especially by means of financial operations related to securities denominated in foreign currencies, acceptance of loans from foreign entities, purchase of foreign currency from banks and branches of foreign banks, and financial transactions with foreign currencies.

All the costs necessary for the Bank's activities are covered from its revenues or from transfers of redeemable interest-bearing notes issued by The Gambia Government. Profits generated is allocated to the reserve fund and to other reserves or used to settle losses from previous years. The remaining profit is transferred to the Consolidated Revenue Fund (CRF) as stipulated in Section 8 (5) of the Act. The Bank may settle the loss for the current period from the reserve fund or from other reserves; alternatively, the Board may decide to transfer the outstanding loss to the next accounting period. The Bank is expected to submit an annual report on its financial results to the National Assembly of The Gambia, within six months of the end of the calendar year.

As a member, The Bank is also obliged to certain reporting requirements of the International Monetary Fund (IMF) under the terms of various agreements with the IMF under the current Poverty Reduction Growth Facility (PRGF) and Extended Credit Facility (ECF) program through a Technical Memorandum of Understanding (TMU).

2. Summary of significant accounting policies

2.1 Statement of Compliance and basis of preparation

The consolidated and separate financial statements have been prepared in accordance with International Financial Reporting Standards (IFRS) and its interpretations as issued by the International Accounting Standard Board (IASB) and the Central Bank of The Gambia Act, 2018.

2.2 Going concern

The Group has reviewed its business activities, together with the factors likely to affect its future development, performance and position. Based on the above, the directors have a reasonable expectation that the Group has adequate resources to continue in operational existence for the reasonable future. Thus, the Group continues to adopt the going concern basis of accounting in preparing the annual financial statements.

2.3 Basis for measurement

These consolidated and separate financial statements are presented in Gambian Dalasi which represents the functional currency of the Group, being the currency of the economic environment in which the entities operate.

These consolidated and separate financial statements are prepared under the historical cost convention, as modified by the revaluation of certain financial instruments to fair value and the option chosen by the Group to revalue certain items of property to fair value.

2.4 Standards, interpretations issued but not yet adopted

Classification of Liabilities as Current or Non-Current (Amendments to IAS 1)

The amendments were issued on 23rd January 2020. This affects only the presentation of liabilities in the statement of financial position not the amount or timing of recognition of any asset, liability income or expenses, or the information that entities disclose about those items. They:

- clarify that the classification of liabilities as current or non-current should be based on rights that are in existence at the end of the reporting period and align the wording in all affected paragraphs to refer to the "right" to defer settlement by at least twelve months and make explicit that only rights in place "at the end of the reporting period" should affect the classification of a liability;
- clarify that classification is unaffected by expectations about whether an entity will exercise its right to defer settlement of a liability; and
- make clear that settlement refers to the transfer to the counterparty of cash, equity instruments, other assets or services.

The amendments are effective for annual reporting periods being on or after 1st January 2023.

Reference to the Conceptual Framework (Amendments to IFRS 3)

IFRS 3 establishes principles and requirements for how an acquirer in a business combination. On 14th May 2020 amendments were issued the reference to the Conceptual Framework in IFRS 3 without significantly changing the requirements in the standard.

The changes in Reference to the Conceptual Framework (Amendments to IFRS 3):

- update IFRS 3 so that it refers to the 2018 Conceptual Framework instead of the 1989 Framework;
- add to IFRS 3 a requirement that, for transactions and other events within the scope of IAS 37 or IFRIC 21, an acquirer applies IAS 37 or IFRIC 21 (instead of the Conceptual Framework) to identify the liabilities it has assumed in a business combination; and
- add to IFRS 3 an explicit statement that an acquirer does not recognise contingent assets acquired in a business combination.

The amendments are effective for annual reporting periods being on or after 1st January 2022.

Property, Plant and Equipment — Proceeds before Intended Use (Amendments to IAS 16)

Amendments to the standard was issued on 14th May 2020.

The amendment is to prohibit deducting from the cost of an item of property, plant and equipment any proceeds from selling items produced while bringing that asset to the location and condition necessary for it to be capable of operating in the manner intended by management. Instead, an entity recognizes the proceeds from selling such items, and the cost of producing those items, in profit or loss.

The amendment is effective for annual reporting periods being on or after 1st January 2022.

Onerous Contracts — Cost of Fulfilling a Contract (Amendments to IAS 37)

IAS 37 Provisions, Contingent Liabilities and Contingent Assets, , this standard outlines the accounting and disclosure requirements for provisions, contingent assets and liabilities . On 14th May 2020 amendments were issued relating to Onerous contracts.

The changes in Onerous Contracts -Cost of Fulfilling a Contract (Amendments to IAS

37) specify that the ‘cost of fulfilling’ a contract comprises the ‘costs that relate directly to the contract’. Costs that relate directly to a contract can either be incremental costs of fulfilling that contract (examples would be direct labour, materials) or an allocation of other costs that relate directly to fulfilling contracts (an example would be the allocation of the depreciation charge for an item of property, plant and equipment used in fulfilling the contract).

The amendments are effective for annual reporting periods being on or after 1st January 2022.

Definition of Accounting Estimates (Amendments to IAS 8)

IAS 8 Accounting Policies, Changes in Accounting Estimates and Errors is applied in selecting and applying accounting policies, accounting for changes in estimates and reflecting corrections of prior period errors. Amendments was made on 12th February 2021.

The changes to IAS 8 focus entirely on accounting estimates and clarify the following:

- The definition of a change in accounting estimates is replaced with a definition of accounting estimates. Under the new definition, accounting estimates are “monetary amounts in financial statements that are subject to measurement uncertainty”.
- Entities develop accounting estimates if accounting policies require items in financial statements to be measured in a way that involves measurement uncertainty.
- The Board clarifies that a change in accounting estimate that results from new information or new developments is not the correction of an error. In addition, the effects of a change in an input or a measurement technique used to develop an accounting estimate are changes in accounting estimates if they do not result from the correction of prior period errors.
- A change in an accounting estimate may affect only the current period’s profit or loss, or the profit or loss of both the current period and future periods. The effect of the change relating to the current period is recognised as income or expense in the current period. The effect, if any, on future periods is recognised as income or expense in those future periods.

The amendments are effective for annual reporting periods being on or after 1st January 2023.

Deferred Tax related to Assets and Liabilities arising from a Single Transaction (Amendments to IAS 12)

On 7th May 2021, amendments were issued for IAS 12.

The main change in Deferred Tax related to Assets and Liabilities arising from a Single Transaction (Amendments to IAS 12) is an exemption from the initial recognition exemption provided in IAS 12.15(b) and

IAS 12.24. Accordingly, the initial recognition exemption does not apply to transactions in which equal amounts of deductible and taxable temporary differences arise on initial recognition. This is also explained in the newly inserted paragraph IAS 12.22A.

The amendments are effective for annual reporting periods beginning on or after 1 January 2023. Early adoption is permitted.

IFRS 17 – Insurance Contracts

IFRS 17 establishes the principles for the recognition, measurement, presentation and disclosure of insurance contracts within the scope of the standard. The objective of IFRS 17 is to ensure that an entity provides relevant information that faithfully represents those contracts. This information gives a basis for users of financial statements to assess the effect that insurance contracts have on the entity's financial position, financial performance and cash flows.

IFRS 17 was issued in May 2017 and applies to annual reporting periods beginning on or after 1 January 2023. An entity shall apply IFRS 17 Insurance Contracts to: [IFRS 17:3]

- Insurance contracts, including reinsurance contracts, it issues;
- Reinsurance contracts it holds;
- and Investment contracts with discretionary participation features it issues, provided the entity also issues insurance contracts.

Annual Amendments 2018 to 2020

IFRS 9 Financial Instruments

- IFRS 9 Financial Instruments requires an entity to derecognise a financial liability and recognise a new financial liability when there is an exchange between an existing borrower and the lender of debt instruments with substantially different terms (including a substantial modification of the terms of an existing financial liability or part of it).
- The terms are substantially different if the discounted present value of the remaining cash flows under the new terms are at least 10 per cent different from the discounted present value of the remaining cash flows of the original financial liability ('10 per cent' test).
- The amendment clarifies which fees an entity includes when it applies the '10 per cent' test in assessing whether to derecognise a financial liability.
 - *An entity includes only fees paid or received between the entity (the borrower) and the lender, including fees paid or received by either the entity or the lender on the other's behalf.*
- The amendment is applied prospectively to modifications and exchanges that occur on or after the date the entity first applies the amendment.

Illustrative Examples to IFRS 16 Leases

- Illustrative Example 13 of IFRS 16 Leases includes as part of the fact pattern a reimbursement relating to leasehold improvements. The example does not explain clearly enough the conclusion as to whether the reimbursement would meet the definition of a lease incentive in IFRS 16.
- To resolve any potential confusion regarding the treatment of lease incentives, the amendment now removes the illustration of the reimbursement of leasehold improvements.
- As the amendment to IFRS 16 only regards an illustrative example (non obligatory part of IFRS), so no effective date is stated.

2.5 Use of significant estimates, assumptions and judgements

The preparation of financial statements in conformity with IFRS requires management to make judgements, estimates and assumptions that affect the application of policies and reported amounts of assets, liabilities, income and expenses. The estimates and associated assumptions are based on historical experience and other factors that are believed to be reasonable under the circumstances, the results of which form the basis of making the judgement about carrying values of assets and liabilities that are not readily apparent from other sources. Actual results may differ from these estimates.

The estimates and underlying assumptions are reviewed on an ongoing basis. Revisions to accounting estimates are recognised in the period in which the estimate is revised if the revision affects only that period or in the period of the revision and future periods if the revision affects both current and future periods.

The key assumptions concerning the future and other key sources of estimation uncertainty at the reporting date, that have a significant risk of causing a material adjustment to the carrying amounts of assets and liabilities within the next financial year are described below. The Group based its assumptions and estimates on parameters available when the financial statements were prepared. Existing circumstances and assumptions about future developments, however, may change due to market changes or circumstances arising beyond the control of the Group. Such changes are reflected in the assumptions when they occur.

Fair value measurement of financial instruments

When the fair values of financial assets and financial liabilities recorded in the statement of financial position cannot be measured based on quoted prices in active markets, their fair value is measured using valuation techniques including the Discounted Cash Flow (DCF model). The inputs to these models are taken from observable markets where possible, but where this is not feasible, a degree of judgement is required in establishing fair values. Judgements include considerations of inputs such as liquidity risk, credit risk and volatility. Changes in assumptions about these factors could affect the reported fair value of financial instruments.

Fair value of the quoted notes and bonds is based on price quotations at the reporting date. The fair value of unquoted instruments, loans from banks and other financial liabilities, obligations under finance leases, as well as other non-current financial liabilities is estimated by discounting future cash flows using rates currently available for debt on similar terms, credit risk and remaining maturities. Derivatives valued using valuation techniques with market observable inputs are mainly interest rate swaps, foreign exchange forward contracts and commodity forward contracts.

The most frequently applied valuation techniques include forward pricing and swap models, using present value calculations. The models incorporate various inputs including the credit quality of counterparties, foreign exchange spot and forward rates, interest rate curves and forward rate curves of the underlying commodity. Details on fair value determination and the fair value hierarchy have been disclosed in note 26.

Taxes

Though the Central Bank of The Gambia is not subject to tax, the subsidiary is. Uncertainties exist with respect to the interpretation of complex tax regulations, changes in tax laws, and the amount and timing of future taxable income. Given the wide range of international business relationships and the long-term nature and complexity of existing contractual agreements, differences arising between the actual results and the assumptions made, or future changes to such assumptions, could necessitate future adjustments to tax income and expense already recorded. The Group establishes provisions, based on reasonable estimates, for possible consequences of audits by the tax authorities of the respective countries in which it operates

The amount of such provisions is based on various factors, such as experience of previous tax audits and differing interpretations of tax regulations by the taxable entity and the responsible tax authority. Such differences of interpretation may arise on a wide variety of issues depending on the conditions prevailing in the respective company's domicile. As the Group assesses the probability for any litigation with respect to taxes as remote, no contingent liability has been recognised. Deferred tax assets are recognised for all unused tax losses to the extent that it is probable that taxable profit will be available against which the losses can be utilised. Significant management judgement is required to determine the amount of deferred tax assets that can be recognised, based upon the likely timing and the level of future taxable profits together with future tax planning strategies.

Pension benefits

The cost of defined benefit pension plans and the present value of the pension obligation are determined using actuarial valuations. An actuarial valuation involves making various assumptions which may differ from actual developments in the future. These include the determination of the discount rate, future salary increases, mortality rates and future pension increases.

Due to the complexity of the valuation, the underlying assumptions and its long-term nature, a defined benefit obligation is highly sensitive to changes in these assumptions. All assumptions are reviewed at each reporting date. Details on the Bank's pension benefit scheme including the assumptions used are disclosed in note 17.

Impairment losses on loans and advances

The measurement of the expected credit loss allowance for financial assets measured at amortised cost and FVOCI is an area that requires the use of complex models and significant assumptions about future economic conditions and credit behaviour (e.g. the likelihood of customers defaulting and the resulting losses).

Impairment losses on loans and advances-continued

A number of significant judgements are also required in applying the accounting requirements for measuring ECL, using the general approach, such as:

- Determining criteria for significant increase in credit risk;
- Choosing appropriate models and assumptions for the measurement of ECL;
- Establishing the number and relative weightings of forward-looking scenarios and the associated ECL.

Details on the Group's impairments are disclosed in note 27 & 28.

2.6 Basis of consolidation

(i) Subsidiaries

The financial statements of the Group comprise the financial statements of the Bank and its subsidiary as at 31 December 2021. Control is achieved when the Group is exposed, or has rights, to variable returns from its involvement with the investee and has the ability to affect those returns through its power over the investee. Specifically, the Group controls an investee if and only if the Group has:

- Power over the investee (i.e. existing rights that give it the current ability to direct the relevant activities of the investee);
- Exposure, or rights, to variable returns from its involvement with the investee, and
- The ability to use its power over the investee to affect its returns

When the Group has less than a majority of the voting or similar rights of an investee, the Group considers all relevant facts and circumstances in assessing whether it has power over an investee, including:

- The contractual arrangement with the other vote holders of the investee
- Rights arising from other contractual arrangements
- The Group's voting rights and potential voting rights

The Group re-assesses whether or not it controls an investee if facts and circumstances indicate that there are changes to one or more of the three elements of control. Consolidation of a subsidiary begins when the Group obtains control over the subsidiary and ceases when the Group loses control of the subsidiary. Assets, liabilities, income and expenses of a subsidiary acquired or disposed of during the year are included in the statement of comprehensive income from the date the Group gains control until the date the Group ceases to control the subsidiary.

Profit or loss and each component of other comprehensive income (OCI) are attributed to the equity holders of the parent of the Group and to the non-controlling interests, even if this results in the non-controlling interests having a deficit balance. When necessary, adjustments are made to the financial statements of subsidiaries to bring their accounting policies into line with the Group's accounting policies. All intra-group assets and liabilities, equity, income, expenses and cash flows relating to transactions between members of the Group are eliminated in full on consolidation.

(i) Subsidiaries-continued

When the proportion of the equity held by non-controlling interests changes, the group adjust the carrying amounts of the controlling and non-controlling interests to reflect the changes in their relative interests in the subsidiary. The Group recognises directly in equity any difference between the amount by which the non-controlling interests are adjusted and the fair value of the consideration paid or received, and attribute it to the owners of the parent.

Subsidiaries in the stand-alone financial statements of the Bank are accounted for at cost less impairment.

(ii) Transactions eliminated on consolidation

Intra-group balances, and any unrealised income and expense arising from intra-group transactions, are eliminated in preparing these consolidated financial statements. Unrealised losses are eliminated in the same way as unrealised gains, but only to the extent that there is no evidence of impairment.

(iii) Changes in ownership interests in subsidiaries without change of control

Transactions with non-controlling interests that do not result in loss of control are accounted for as equity transactions – that is, as transactions with the owners in their capacity as owners. The difference between fair value of any consideration paid and the relevant share acquired of the carrying value of net assets of the subsidiary is recorded in equity. Gains or losses on disposals to non-controlling interests are also recorded in equity.

(iv) Disposal of subsidiaries

When the group ceases to have control any retained interest in the entity is remeasured to its fair value at the date when control is lost, with the change in carrying amount recognised in profit or loss. The fair value is the initial carrying amount for the purposes of subsequently accounting for the retained interest as an associate, joint venture or financial asset. In addition, any amounts previously recognised in other comprehensive income in respect of that entity are accounted for as if the group had directly disposed of the related assets or liabilities. This may mean that amounts previously recognised in other comprehensive income are reclassified to profit or loss.

2.7 Revenue recognition

2.7.1 Fair value gains and losses

Gains and losses arising from changes in the fair value of financial assets and liabilities held at fair value through profit or loss, as well as any interest receivable or payable, is included in the statement of comprehensive income in the period in which they arise. Gains and losses arising from changes in the fair value of available-for-sale financial assets, other than foreign exchange gains and losses from monetary items, are recognised directly in equity, until the financial assets is derecognised or impaired at which time the cumulative gain or loss previously recognised in equity is recognised in the income statement.

2.7.2 Dividend received

Dividends are recognised in the income statement when the Bank's right to receive payment is established, which is generally when shareholders approve the dividend.

2.7.3 Interest income and expense

Interest income and expense on available-for-sale assets and financial assets or liabilities held at amortised cost are recognised in the statement of profit or loss and other comprehensive income using the effective interest method. The effective interest method is a method of calculating the amortised cost of a financial asset or a financial liability and of allocating the interest income or interest expense over the relevant period. The effective interest rate is the rate that exactly discounts estimated future receipts or payments through the expected life of the financial instruments or, when appropriate, a shorter period, to the carrying amount of the financial asset or financial liability. The effective interest rate is established on initial recognition of the financial asset or liability and is not revised subsequently. When calculating the effective interest rate, the Group estimates cash flows considering all contractual terms of the financial instrument but does not consider future credit losses.

The calculation includes all fees received or paid between parties to the contract that are an integral part of the effective interest rate, transaction costs and all other premiums or discounts. Transaction costs are incremental costs that are directly attributable to the acquisition, issue or disposal of financial asset or liability. Interest income and expense on financial assets and liabilities held at fair value through profit or loss is recognised in the income statement in the period they arise.

2.8 Fees and commission

Fees and commission income and expenses that are an integral part to the effective interest rate on financial instruments are included in the measurement of the effective interest rate. Other fees and commission income, including account servicing fees, investment management fees, sales commission, placement and arrangement fees and syndication fees are recognised as the related services are performed. Other fees and commission expense relate mainly to transaction and service fees, which are expensed as the services are received.

2.9 Other operating income

Other operating income includes gains or losses arising on fair value changes in assets and liabilities and penalty charges to commercial banks and other financial institutions for non-compliance with laws and regulations.

2.10 Foreign currency

Transactions in currencies other than Dalasi are recorded at the rates prevailing on the dates of the transactions. At each reporting date, monetary assets and liabilities that are denominated in foreign currencies are retranslated to Dalasi at the rates prevailing on the date. Non-monetary assets and liabilities carried at fair value that are denominated in foreign currencies are translated at the rates prevailing at the date when the fair value was determined. Gains and losses arising on retranslation are recognised in profit and loss and subsequently allocated to revaluation reserve account as per CBG Act 2018 section 32.

2.11 Taxation

Under section 77 of the Central Bank of The Gambia Act 2018, the Bank is exempt from payment of income taxes. However, our subsidiary is subject to corporation tax.

2.12 Special drawing rights and International Monetary Fund Related Activities

The Bank, on behalf of the Government of The Gambia, manages assets and liabilities in respect of Special Drawing Rights (SDRs) with the International Monetary Fund (IMF). Receivables from and liabilities to the International Monetary Fund ('IMF'), excluding any long-term interest-bearing borrowings, are stated at their nominal amounts using the net method, i.e. receivables and liabilities are offset. Interest-bearing borrowings from the IMF are recorded as a financial liability under the amortised costs method. Exchange gains and losses arising from translation of SDRs are treated in accordance with note 2.6 above.

2.13 Financial assets and liabilities

(i) Financial assets

Measurement methods

Amortised cost and effective interest rate

The amortised cost is the amount at which the financial asset or financial liability is measured at initial recognition minus the principal repayments, plus or minus the cumulative amortisation using the effective interest method of any difference between that initial amount and the maturity amount and, for financial assets, adjusted for any loss allowance.

The effective interest rate is the rate that exactly discounts estimated future cash payments or receipts through the expected life of the financial asset or financial liability to the gross carrying amount of a financial asset (i.e. its amortised cost before any impairment allowance) or to the amortised cost of a financial liability. The calculation does not consider expected credit losses and includes transaction costs, premiums or discounts and fees and points paid or received that are integral to the effective interest rate, such as origination fees. For purchased or originated credit-impaired ('POCI') financial assets – assets that are credit-impaired at initial recognition – the Group calculates the credit-adjusted effective interest rate, which is calculated based on the amortised cost of the financial asset instead of its gross carrying amount and incorporates the impact of expected credit losses in estimated future cash flows.

When the Group revises the estimates of future cash flows, the carrying amount of the respective financial assets or financial liability is adjusted to reflect the new estimate discounted using the original effective interest rate. Any changes are recognised in profit or loss.

Initial recognition and measurement

Financial assets and financial liabilities are recognised when the entity becomes a party to the contractual provisions of the instrument. Regular way purchases and sales of financial assets are recognised on trade-date, the date on which the Group commits to purchase or sell the asset.

At initial recognition, the Group measures a financial asset or financial liability at its fair value plus or minus, in the case of a financial asset or financial liability not at fair value through profit or loss, transaction costs that are incremental and directly attributable to the acquisition or issue of the financial asset or financial liability, such as fees and commissions. Transaction costs of financial assets and financial liabilities carried at fair value through profit or loss are expensed in profit or loss. Immediately after initial recognition, an expected credit loss allowance (ECL) is recognised for financial assets measured at amortised cost and investments in debt instruments measured at FVOCI, which results in an accounting loss being recognised in profit or loss when an asset is newly originated.

When the fair value of financial assets and liabilities differs from the transaction price on initial recognition, the entity recognises the difference as follows:

- (a) When the fair value is evidenced by a quoted price in an active market for an identical asset or liability (i.e. a Level 1 input) or based on a valuation technique that uses only data from observable markets, the difference is recognised as a gain or loss.
- (b) In all other cases, the differences are deferred, and the timing of recognition of deferred day one profit or loss is determined individually. It is either amortised over the life of the instrument, deferred until the instrument's fair value can be determined using market observable inputs, or realised through settlement.

Classification and subsequent measurement

The Group has applied IFRS 9 and classifies its financial assets in the following measurement categories:

- Fair value through profit or loss (FVPL);
- Fair value through other comprehensive income (FVOCI); or
- Amortised cost.

The classification requirements for debt and equity instruments are described below.

Debt instruments

Debt instruments are those instruments that meet the definition of a financial liability from the issuer's perspective, such as loans and investment securities.

Classification and subsequent measurement of debt instruments depend on:

- the Group 's business model for managing the asset; and
- the cash flow characteristics of the asset.

Based on these factors, the Group classifies its debt instruments into one of the following three measurement categories:

- Amortised cost: Assets that are held for collection of contractual cash flows where those cash flows represents solely payments of principal and interest ('SPPI'), and that are not designated at FVPL, are measured at amortised cost.

The carrying amount of these assets is adjusted by any expected credit loss allowance recognised and measured. Interest income from these financial assets is included in 'Interest income' using the effective interest rate method.

- Fair value through other comprehensive income (FVOCI): Financial assets that are held for collection of contractual cash flows and for selling the assets, where the assets' cash flows represent solely payments of principal and interest, and that are not designated at FVPL, are measured at fair value through other comprehensive income (FVOCI). Movements in the carrying amount are taken through OCI, except for the recognition of impairment gains or losses, interest revenue and foreign exchange gains and losses on the instrument's amortised cost which are recognised in profit or loss. When the financial asset is derecognised, the cumulative gain or loss previously recognised in OCI is reclassified from equity to profit or loss and recognised in 'other operating income'. Interest income from these financial assets is included in 'Interest income' using the effective interest rate method.
- Fair value through profit or loss: Assets that do not meet the criteria for amortised cost or FVOCI are measured at fair value through profit or loss. A gain or loss on a debt investment that is subsequently measured at fair value through profit or loss and is not part of a hedging relationship is recognised in profit or loss and presented in the profit or loss statement within 'Net trading income' in the period in which it arises. Interest income from these financial assets is included in 'Interest income' using the effective interest rate method.

Business model: The business model reflects how the Group manages the assets in order to generate cash flows. That is, whether the Group's objective is solely to collect the contractual cash flows from the assets or is to collect both the contractual cash flows and cash flows arising from the sale of assets. If neither of these is applicable (e.g. financial assets are held for trading purposes), then the financial assets are classified as part of 'other' business model and measured at FVPL. Factors considered by the Group in determining the business model for a group of assets include past experience on how the cash flows for these assets were collected, how the asset's performance is evaluated and reported to key management personnel, how risks are assessed and managed and how managers are compensated. Securities held for trading are held principally for the purpose of selling in the near term or are part of a portfolio of financial instruments that are managed together and for which there is evidence of a recent actual pattern of short-term profit-taking. These securities are classified in the 'other' business model and measured at FVPL.

SPPI: Where the business model is to hold assets to collect contractual cash flows or to collect contractual cash flows and sell, the Group assesses whether the financial instruments' cash flows represent solely payments of principal and interest (the 'SPPI test'). In making this assessment, the Group considers whether the contractual cash flows are consistent with a basic lending arrangement i.e. interest includes only consideration for the time value of money, credit risk, other basic lending risks and a profit margin that is consistent with a basic lending arrangement. Where the contractual terms introduce exposure to risk or volatility that are inconsistent with a basic lending arrangement, the related financial asset is classified and measured at fair value through profit or loss.

The Group reclassifies debt investments when and only when its business model for managing those assets changes. The reclassification takes place from the start of the first reporting period following the change. Such changes are expected to be very infrequent and none occurred during the period.

Equity instruments

Equity instruments are instruments that meet the definition of equity from the issuer's perspective; that is, instruments that do not contain a contractual obligation to pay and that evidence a residual interest in the issuer's net assets. Examples of equity instruments include basic ordinary shares.

The Group subsequently measures all equity investments at fair value through profit or loss, except where the Group's management has elected, at initial recognition, to irrevocably designate an equity investment at fair value through other comprehensive income. The Group's policy is to designate equity investments as FVOCI when those investments are held for purposes other than to generate investment returns. When this election is used, fair value gains and losses are recognised in OCI and are not subsequently reclassified to profit or loss, including on disposal. Impairment losses (and reversal of impairment losses) are not reported separately from other changes in fair value. Dividends, when representing a return on such investments, continue to be recognised in profit or loss as other income when the Group's right to receive payments is established.

Impairment

The Group assesses on a forward-looking basis the expected credit loss ('ECL') associated with its debt instrument assets carried at amortised cost and FVOCI and with the exposure arising from loan commitments and financial guarantee contracts. The Group recognises a loss allowance for such losses at each reporting date. The measurement of ECL reflects:

- An unbiased and probability-weighted amount that is determined by evaluating a range of possible outcomes;
- The time value of money; and
- Reasonable and supportable information that is available without undue cost or effort at the reporting date about past events, current conditions and forecasts of future economic conditions.

Modification of loans

The Group sometimes renegotiates or otherwise modifies the contractual cash flows of loans to customers. When this happens, the Group assesses whether the new terms are substantially different to the original terms. The Group does this by considering, among others, the following factors:

- If the borrower is in financial difficulty, whether the modification merely reduces the contractual cash flows to amounts the borrower is expected to be able to pay.
- Significant extension of the loan term when the borrower is not in financial difficulty.
- Significant change in the interest rate.
- Insertion of collateral, other security or credit enhancements that significantly affect the credit risk associated with the loan.

If the terms are substantially different, the Group derecognizes the original financial asset and recognizes a 'new' asset at fair value and recalculates a new effective interest rate for the asset. The date of renegotiation is consequently considered to be the date of initial recognition for

impairment calculation purposes, including for determining whether a significant increase in credit risk has occurred. However, the Group also assesses whether the new financial asset recognised is deemed to be credit-impaired at initial recognition, especially in circumstances where the renegotiation was driven by the debtor being unable to make the originally agreed payments. Differences in the carrying amount are also recognised in equity as a gain or loss on derecognition.

If the terms are not substantially different, the renegotiation or modification does not result in derecognition, and the Group recalculates the gross carrying amount based on the revised cash flows of the financial asset and recognises a modification gain or loss in profit or loss. The new gross carrying amount is recalculated by discounting the modified cash flows at the original effective interest rate (or credit-adjusted effective interest rate for purchased or originated credit-impaired financial assets).

Derecognition other than on a modification

A financial asset (or, where applicable a part of a financial asset or part of a group of similar financial assets) is derecognised where:

- the rights to receive cash flows from the asset have expired; or
- the Group has transferred its rights to receive cash flows from the asset or has assumed an obligation to pay the received cash flows in full without material delay to a third party under a 'pass-through' arrangement; and either (a) the Group has transferred substantially all the risks and rewards of the asset, or (b) the Group has neither transferred nor retained substantially all the risks and rewards of the asset, but has transferred control of the asset.

When the Group has transferred its rights to receive cash flows from an asset or has entered into a pass-through arrangement, and has neither transferred nor retained substantially all of the risks and rewards of the asset nor transferred control of the asset, the asset is recognised to the extent of the Group's continuing involvement in the asset. In that case, the Group also recognises an associated liability. The transferred asset and the associated liability are measured on a basis that reflects the rights and obligations that the Group has retained. Continuing involvement that takes the form of a guarantee over the transferred asset is measured at the lower of the original carrying amount of the asset and the maximum amount of consideration that the Group could be required to repay.

On derecognition of a financial asset, the difference between the carrying amount of the asset (or the carrying amount allocated to the portion of the asset derecognised) and the sum of (i) the consideration received (including any new asset obtained less any new liability assumed) and (ii) any cumulative gain or loss that had been recognised in OCI is recognised in profit or loss. Any interest in transferred financial assets that qualify for derecognition that is created or retained by the Group is recognised as a separate asset or liability.

(ii) Financial liabilities

Classification and subsequent measurement

In both the current and prior period, financial liabilities are classified as subsequently measured at amortised cost except for:

- Financial liabilities at fair value through profit or loss: this classification is applied to derivatives. Gains or losses on financial liabilities designated at fair value through profit or loss are presented partially in other comprehensive income (the amount of change in the fair value of the financial liability that is attributable to changes in the credit risk of that liability, which is determined as the amount that is not attributable to changes in market conditions that give rise to market risk) and partially profit or loss (the remaining amount of change in the fair value of the liability). This is unless such a presentation would create, or enlarge, an accounting mismatch, in which case the gains and losses attributable to changes in the credit risk of the liability are also presented in profit or loss;
- Financial liabilities arising from the transfer of financial assets which did not qualify for derecognition, whereby a financial liability is recognised for the consideration received for the transfer. In subsequent periods, the Group recognises any expense incurred on the financial liability; and
- Financial guarantee contracts and loan commitments.

Derecognition

Financial liabilities are derecognised when they are extinguished (i.e. when the obligation specified in the contract is discharged, cancelled or expires). The exchange between the Group and its original lenders of debt instruments with substantially different terms, as well as substantial modifications of the terms of existing financial liabilities, are accounted for as an extinguishment of the original financial liability and the recognition of a new financial liability.

The terms are substantially different if the discounted present value of the cash flows under the new terms, including any fees paid net of any fees received and discounted using the original effective interest rate, is at least 10% different from the discounted present value of the remaining cash flows of the original financial liability. In addition, other qualitative factors, such as the currency that the instrument is denominated in, changes in the type of interest rate, new conversion features attached to the instrument and change in covenants are also taken into consideration. If an exchange of debt instruments or modification of terms is accounted for as an extinguishment, any costs or fees incurred are recognised as part of the gain or loss on the extinguishment. If the exchange or modification is not accounted for as an extinguishment, any costs or fees incurred adjust the carrying amount of the liability and are amortised over the remaining term of the modified liability.

(ii) Amortised cost measurement

The amortised cost of a financial asset or liability is the amount at which the financial asset or liability is measured at initial recognition, minus principal repayments, plus or minus the cumulative amortisation using the effective interest method of any difference between the initial amount recognised and the maturity amount, minus any reduction for impairment. Amortised cost is calculated by taking into account any discount or premium on acquisition and fees and costs that are an integral part of the Effective Interest Rate (EIR).

(iii) Loan commitments

Loan commitments provided by the Group are measured as the amount of the loss allowance. The Group has not provided any commitment to provide loans at a below-market interest rate, or that can be settled net in cash or by delivering or issuing another financial instrument.

For loan commitments and financial guarantee contracts, the loss allowance is recognised as a provision. However, for contracts that include both a loan and an undrawn commitment and the Group cannot separately identify the expected credit losses on the undrawn commitment component from those on the loan component, the expected credit losses on the undrawn commitment are recognised together with the loss allowance for the loan. To the extent that the combined expected credit losses exceed the gross carrying amount of the loan, the expected credit losses are recognised as a provision.

(iv) Determination of fair value

For financial instruments traded in active markets, the determination of fair values of financial instruments is based on quoted market prices or dealer price quotations. This includes listed equity securities and quoted debt instruments on major exchanges.

A financial instrument is regarded as quoted in an active market if quoted prices are readily and regularly available from an exchange, dealer, broker, industry group, pricing service or regulatory agency, and those prices represent actual and regularly occurring market transactions on an arm's length basis.

If the above criteria are not met, the market is regarded as being inactive. Indicators that a market is inactive are when there is a wide bid-offer spread or significant increase in the bid-offer spread or there are few recent transactions.

For all other financial instruments, fair value is determined using valuation techniques. In these techniques, fair values are estimated from observable data in respect of similar financial instruments, using models to estimate the present value of expected future cash flows or other valuation techniques, using inputs (for example, LIBOR yield curve, FX rates, volatilities and counterparty spreads) existing at the reporting dates.

The Group uses widely recognised valuation models for determining fair values of non-standardised financial instruments of lower complexity, such as options or interest rate and currency swaps. For these financial instruments, inputs into models are generally market-observable.

For more complex instruments, the Group uses internally developed models, which are usually based on valuation methods and techniques generally recognised as standard within the industry. Valuation models such as present value techniques are used primarily to value derivatives transacted in the over-the-counter market, unlisted debt securities (including those with embedded derivatives) and other debt instruments for which markets were or have become illiquid. Some of the inputs to these models may not be market observable and are therefore estimated based on assumptions.

The Group uses its own credit risk spreads in determining the current value for its derivative liabilities and all other liabilities for which it has elected the fair value option. When the Group's credit spreads widen, the Group recognises a gain on these liabilities because the value of the liabilities has decreased. When the Group's credit spreads narrow, the Group recognises a loss on these liabilities because the value of the liabilities has increased.

The output of a model is always an estimate or approximation of a value that cannot be determined with certainty, and valuation techniques employed may not fully reflect all factors relevant to the

positions the Group holds. Valuations are therefore adjusted, where appropriate, to allow for additional factors including model risks, liquidity risk and counterparty credit risk. Based on the established fair value model governance policies, related controls and procedures applied, the directors believe that these valuation adjustments are necessary and appropriate to fairly state the values of financial instruments carried at fair value. Price data and parameters used in the measurement procedures applied are generally reviewed carefully and adjusted, if necessary – particularly in view of the current market developments.

In cases when the fair value of unlisted equity instruments cannot be determined reliably, the instruments are carried at cost less impairment.

(v) Repurchase and reverse repurchase agreements

Securities may be lent subject to a commitment to repurchase it at a specified date ('a repo'). Such securities are not derecognised but retained on the statement of financial position when substantially all the risks and rewards of ownership remain with the Group. Any cash received, including accrued interest, is recognised on the statement of financial position reflecting its economic substance as a loan to the Group.

Conversely, securities borrowed or purchased securities subject to a commitment to resell at a specified date (a 'reverse repo') is not recognised on the statement of financial position as the transactions are treated as collateralised loans. However, where the securities borrowed is sold to third parties, the obligation to repurchase the securities is recorded as a trading liability at fair value and any subsequent gain or loss included in net trading income.

(vii) Offsetting financial instruments

Netting occurs if, and only if, there is a legally enforceable right to set off the recognised amounts and there is an intention to settle on a net basis, or to realise an asset and settle the liability simultaneously. In many cases, even though master netting agreements are in place, the lack of an intention to settle on a net basis results in the related assets and liabilities being presented gross in the statement of financial position.

2.14 Securities

(i) Domestic securities

Domestic securities consist of Government of The Gambia redeemable and negotiable interest bearing securities. These securities are classified as held to maturity and are stated in the statement of financial position at cost.

(ii) Foreign securities

This represents interest bearing short-term instruments with fixed maturities held with correspondent banks. These securities are stated at amortised cost.

2.15 Equity shares and participation Interest

Equity investments are classified as Hold to collect and sale financial assets and measured at fair through OCI. Where the fair value of these investments cannot be reliably measured, they are stated at cost less provision for impairments.

2.16 Property, plant and equipment

Recognition and measurement

Items of property and equipment are measured initially at cost and subsequently at cost less accumulated depreciation and impairment losses. Cost includes expenditures that are directly attributable to the acquisition of the asset. The cost of self-constructed assets includes the cost of materials and labour and any other costs directly attributable to bringing the asset to a working condition for its intended use.

Purchased software that is integral to the functionality of the related equipment is capitalised as part of that equipment. When parts of an item of property, plant and equipment ("PPE") have different useful lives, they are accounted for as separate items (major components) of PPE).

Properties in the course of construction for rental or administrative purposes, or for purposes not yet determined, are carried at cost, less any recognised impairment loss.

Cost includes professional fees and, for qualifying assets, borrowing costs capitalised in accordance with the Group's accounting policy. Depreciation of these assets, on the same basis as other property assets, commences when the assets are ready for their intended use.

Leasehold land is recognised as PPE and transferred from intangible assets carried at cost less accumulated depreciation. Leasehold land is depreciated over 99 years.

The regional initiative through the establishment of a modern payment system infrastructure for the West African Monetary Zone through a grant from the AfDB, the Bank is recognising the whole of the grant over the depreciable useful life and the depreciation expenses is recognised corresponding to the useful lives of the assets.

At each reporting date, the Group reviews the carrying amounts of its property, plant and equipment and intangible assets to determine whether there is any indication that those assets have suffered an impairment loss. If any such indication exists, the recoverable amount of the asset is estimated in order to determine the extent of the impairment loss (if any). Recoverable amount is the higher of fair value less costs to sell and value in use. In assessing value in use, the estimated future cash flows are discounted to their present value using a pre-tax discount rate that reflects current market assessments of the time value of money and the risks specific to the asset for which the estimates of future cash flows have not been adjusted.

If the recoverable amount of an asset is estimated to be less than its carrying amount, the carrying amount of the asset is reduced to its recoverable amount.

An impairment loss is recognised immediately in income statement. Where an impairment loss subsequently reverses, the carrying amount of the asset is increased to the revised estimate of its recoverable amount, but so that the increased carrying amount does not exceed the carrying amount that would have been determined had no impairment loss been recognised for the asset in prior years. A reversal of an impairment loss is recognised immediately in income statement.

Subsequent costs

The cost of replacing part of an item of property or equipment is recognised in the carrying amount of the item if it is probable that the future economic benefits embodied within the part will flow to the Group and its cost can be measured reliably. The costs of the day-to-day servicing of property and equipment are recognised as an expense in the income statement as incurred.

Depreciation and amortisation

The estimated useful lives of property, plant and equipment and intangible fixed assets are as follows:

Category	Number of years
Buildings	100
Furniture & fittings	10
Computer equipment	5
Motor Vehicles	5
Software	7
Leasehold land	99

Residual values and estimated useful lives are assessed on an annual basis. Surpluses or deficits on the disposal of property and equipment are recognised in the income statement. The surplus or deficit is the difference between the net disposal proceeds and the carrying amount of the asset.

2.17 Intangible assets

Software acquired by the Group is stated at cost less accumulated amortization and accumulated impairment losses.

Subsequent expenditure on software assets is capitalized only when it increases the future economic benefits embodied in the specific asset to which it relates. All other expenditure is expensed as incurred. Amortization is recognized in the statement of comprehensive income on a straight-line basis over the estimated useful life of the software, from the date that it is available for use.

The estimated useful life of software is four years. During the year the Group reviews its software amortization and now adopt seven years that is 14.3% as useful economic life for software. The objective being to harness the impact of technological changes and the payment of significant licensee's fees and maintenance cost of these software's indicate that the period of economic benefits could be elongated.

In recognition of the grant from AfDB on the modernization of the payment system infrastructure, the development cost related to the project is correspondingly linked to the useful lives of the depreciable assets provided by the grant, these assets are fully amortised at end of the year.

2.18 Deposits

This is mainly made up of government, commercial banks and other financial institutions' deposit accounts. They are categorised as other financial liabilities carried in the statement of financial position at amortised cost.

2.19 Employee benefits

(i) Defined contribution plans

Obligations for contributions to defined contribution pension plans are recognised as an expense in profit or loss when they are due.

A defined contribution plan is a retirement benefit plan under which the Group pays fixed contributions into a separate entity. The Group has no legal or constructive obligations to pay further contributions if the fund does not hold sufficient assets to pay all employees the benefits relating to employee service in the current and prior periods.

(ii) Defined benefit plans

The Group operates a defined benefit pension plan which requires contributions to be made to a separately administered fund. The cost of providing benefits under the defined benefit plan is determined using the projected unit credit method. Re-measurements, comprising of actuarial gains and losses and the return on plan assets (excluding net interest), are recognised immediately in the statement of financial position with a corresponding debit or credit to Retained Earnings through

OCI in the period in which they occur. Re-measurements are not reclassified to profit or loss in subsequent periods. Past service costs are recognised in profit or loss on the earlier of:

- The date of the plan amendment or curtailment, and
- The date that the Group recognises restructuring-related costs

Net interest is calculated by applying the discount rate to the net defined benefit liability or asset. The Group recognises the following changes in the net defined benefit obligation under other operating expenses in consolidated statement of profit or loss:

- Service costs comprising current service costs, past-service costs, gains and losses on curtailments and non-routine settlements
- Net interest expense or income

(iii) Termination Benefits

The group recognises a liability and expense for termination benefits at the earlier of the following dates:

- When the entity can no longer withdraw the offer of those benefits; and
- When the entity recognises costs for a restructuring that is within the scope of IAS 37 and involves the payment of termination benefits.

For termination benefits payable as a result of an entity's decision to terminate an employee's employment, the group can no longer withdraw the offer when the entity has communicated to the affected employees a plan of termination meeting all of the following criteria:

- Actions required to complete the plan indicate that it is unlikely that significant changes to the plan will be made.
- The plan identifies the number of employees whose employment is to be terminated, their job classifications or functions and their locations (but the plan need not identify each individual employee) and the expected completion date.
- The plan establishes the termination benefits that employees will receive in sufficient detail that employees can determine the type and amount of benefits they will receive when their employment is terminated.

Termination benefits are recognised as an expense when the Group is demonstrably committed, without realistic possibility of withdrawal, to a formal detailed plan to terminate employment before the normal retirement date. Termination benefits for voluntary redundancies are recognised if the Group has made an offer encouraging voluntary redundancy, it is probable that the offer will be accepted, and the number of acceptances can be estimated reliably.

(iv) Short-term Benefits

Short-term employee benefit obligations are measured on an undiscounted basis and are expensed as the related service is provided. An accrual is recognised for the amount expected to be paid under short-term cash bonus or profit-sharing plans if the Group has a present legal or constructive obligation to pay this amount as a result of past service provided by the employee and the obligation can be estimated reliably.

When an employee has rendered service to the group during an accounting period, the group recognises the undiscounted amount of short-term employee benefits expected to be paid in exchange for that service as a liability (accrued expense), after deducting any amount already paid. If the amount already paid exceeds the undiscounted amount of the benefits, the group recognises that excess as an asset (prepaid expense) to the extent that the prepayment will lead to, for example, a reduction in future payments or a cash refund.

2.19 Currency in circulation

The Bank administers the issue of bank notes and coins and their withdrawal from circulation. Currency in circulation represents the Bank's liability arising from issued bank notes and coins. The liability is decreased by the Bank notes and coins in the Bank's cash desk. The liability due to currency in circulation is stated at face value.

The stock of currency notes and coins are amortised when issued into circulation and the proportionate cost is recognised as an expense through the statement of profit or loss. The stock is issued on a first in first out basis and cost is determined based on the value of the order including cost of insurance and freight.

The receipt of new notes and coins are recorded in the vault register as an off balance sheet item to account for the movement of stock through receipts and issues of notes and coins. The Bank creates an asset when payment is made to the printing and minting firms, which forms part of the stock of currency notes and coins.

2.20 Provisions

A provision is recognised if, as a result of a past event, the Group has a present legal or constructive obligation that can be estimated reliably, and it is probable that an outflow of economic benefits will be required to settle the obligation. Provisions are determined by discounting the expected future cash flow at a rate that reflects current market assessments of the time value of money and, where appropriate, the risks specific to the liability.

2.21 Cash and cash equivalents

Cash and cash equivalents include foreign currency notes and foreign currency deposits, unrestricted balances held with foreign banks and highly liquid financial assets with original maturities of less than three months, which are subject to insignificant risk of changes in their fair value, and are used in the management of short-term commitments.

2.22 Share capital

Share capital represents contributions by the sole shareholder (The Government of The Gambia) and may not be distributed under current legislation. With the advent of the new CBG Act, the Bank's share capital is required to be increased to a billion Dalasis (CBG Act 2018, section 30).

Subsequently the Bank signed a capital augmentation agreement with the Ministry of Finance to increase the capital from D100 million at end 2018 to D 1 billion in five years' time (1st Jan 2020 to 31st Dec 2023) at a rate of D 90 million per six months (30th June and 31st December).

2.23 General reserve fund

The general reserve fund, the use of funds which is subject to the Central Bank Act, section 33. Under this Act:

- All distributable earnings shall first be applied to the general reserve account until the aggregate amount of the authorized share capital and general reserves equals 10% of the Bank's monetary liabilities.
- Any remaining distributable earnings shall be transferred to the Ministry as Revenue for the budget of the Government.
- A distribution shall not be made from the current income of the bank except as permitted under section 33 (1)
- If in any financial year the Bank incurs a net loss, this loss shall first be charged to the general reserve account, and subsequently applied against the authorized capital account.

2.24 Revaluation reserve

The revaluation reserve includes profits or losses arising from the revaluation of the Bank's assets and liabilities held in other currencies as a result of a change in the par value of the Dalasi or any change in the par value of the currency unit of any country.

In the CBG Act, 2018, The Bank is required to establish unrealized revaluation account to account for unrealized gains and losses emanating from currency other than our functional currency (GMD) – section 31 and 32.

2.25 Retained earnings

Retained earnings is the accumulated profit of the Bank over the years.

2.26 Pension valuation

The Bank operates an internal defined benefit scheme for its staff to ensure staff who serve the bank diligently for the required period will continue enjoy specified benefit payments upon retirement as set out in our internal pension rules. In accordance IAS 19 – Employee benefits, the Bank is required to regularly value the portfolio and assess if the scheme has adequate assets to meet the benefit obligations under the scheme; any short fall is made good by the Bank.

2.27 Equity fair valuation

The Bank, like other Central Banks in the subregion, is a shareholder in key national and regional institutions that are critical to the operations of central banks; namely:

- African Export-Import Bank
- Africa Reinsurance Corporation
- West Africa Central Bank
- Gamswitch Gambia Limited

In accordance with IFRS 9, these investments are kept at fair value based on their current market prices.

The Central Bank of The Gambia
Annual Report and Financial Statements
For the year ended 31 December 2021

3. Foreign currency cash balances and deposits

	Group		Bank	
	2021	2020	2021	2020
	D'000	D'000	D'000	D'000
USD deposits	8,983,658	10,799,535	8,983,658	10,799,535
EUR deposits	2,130,789	709,202	2,130,789	709,202
GBP deposits	374,937	432,811	374,937	432,811
SDR deposits	4,585,013	163,264	4,585,013	163,264
Other deposits	32,656	33,662	6,827	8,151
Foreign currency cash held	a			
	44,614	29,007	44,614	29,007
	16,151,667	12,167,481	16,125,838	12,141,970

3.1.a. Foreign currency cash held by currency and denomination

USD	2021		2020	
	CURRENCY AMOUNT	GMD EQUIVALENT (000)	CURRENCY AMOUNT	GMD EQUIVALENT (000)
DENOMINATIONS				
100	306,800	16,141	150,300	7,761
50	100,250	5,274	250	13
20	700	37	960	50
10	590	31	620	32
5	55	3	60	3
1	212	11	222	11
	408,607	21,497	152,412	7,871
EUR	2021		2020	
DENOMINATIONS	CURRENCY AMOUNT	GMD EQUIVALENT (000)	CURRENCY AMOUNT	GMD EQUIVALENT (000)
500	58,000	3,513	58000	3,591
100	51,100	3,095	51100	3,164
50	202,000	12,235	202000	12,508
20	24,580	1,489	24580	1,522
10	4,890	296	4890	303
5	780	47	780	48
1	1	0	1	-
	341,351	20,676	341,351	21,136
GBP	2021		2020	
DENOMINATIONS	CURRENCY AMOUNT	GMD EQUIVALENT (000)	CURRENCY AMOUNT	GMD EQUIVALENT (000)
20	34,840	2,441	0	-
10	10	1	0	-
1	1	0	1	-
TOTAL	34,851	2,442	1	-
Grand total		44,614		29,007

The Central Bank of The Gambia
Annual Report and Financial Statements
For the year ended 31 December 2021

4. Receivable from IMF

	Group		Bank	
	2021	2020	2021	2020
	D'000	D'000	D'000	D'000
IMF quotas (GMD deposits at IMF)	4.1			
	4,605,910	4,386,966	4,605,910	4,386,966
	4,605,910	4,386,966	4,605,910	4,386,966

Membership in the Fund is quota based and is determined upon admission and periodically increased under general quota reviews. The IMF quota account reflects initial and subsequent quota payments.

4.1 IMF Quota movements

IMF receivable analysis	2021	2020
	000	000
Opening balance @1st Jan	4,386,966	4,386,966
Exchange movements	218,944	-
Closing balance @31st Dec	4,605,910	4,386,966

5. Investment in securities

	Note	Group		Bank	
		2021	2020	2021	2020
		D'000	D'000	D'000	D'000
Equity investments -FVOCI	5.1	664,965	635,051	664,965	635,051
Fixed term deposits – Amotised cost	5.2	11,124,811	5,353,626	11,112,549	5,331,341
Government instruments – Amotised cost	5.3	13,697,695	14,020,219	13,697,695	14,020,219
Sukuk Al Salam - Amortised cost	5.4	148,544	-	148,544	-
		25,636,015	20,008,896	25,623,753	19,986,611

The Central Bank of The Gambia
Annual Report and Financial Statements
For the year ended 31 December 2021

5.1 Equity investments -FVOCI

	Group 2021 D'000	2020 D'000	Bank 2021 D'000	2020 D'000
African Export–Import Bank	359,101	334,827	359,101	334,827
African Reinsurance Corporation	305,864	300,224	305,864	300,224
	664,965	635,051	664,965	635,051

5.1.a. Equity investment analysis

Details	2021			2020		
	Afrexim Bank D'000	Africa re D'000	Total D'000	Afrexim Bank D'000	Africa re D'000	Total D'000
Balance @1st Jan	334,827	300,225	635,052	116,775	287,410	404,185
Equity valuation	17,984	-	17,984	211,562	9,778	221,340
Additional shares			-	5,353	-	5,353
Exchange movements	6,289	5,639	11,929	1,137	3,036	4,173
Balance @31st Dec	359,101	305,864	664,965	334,827	300,224	635,051

The Bank holds 118 shares in African Export–Import Bank representing a shareholding of 0.10% (2020: 113 shares, 0.10% shareholding) and 18,600 shares in African Reinsurance Corporation representing a shareholding of 0.65% (2020: 18,600 shares, 0.65% shareholding).

The Central Bank of The Gambia
Annual Report and Financial Statements
For the year ended 31 December 2021

5.2 Fixed term Deposits –Amortised cost

Fixed term Deposits –Amortised cost	Note	Group		Bank	
		2021 D'000	2020 D'000	2021 D'000	2020 D'000
Fixed term investment Euro		1,514,296	928,936	1,514,296	928,936
Fixed term investment USD		6,373,912	3,030,590	6,373,912	3,030,590
Fixed term investment GBP		3,226,443	1,373,280	3,226,443	1,373,280
Treasury bill investments		12,262	22,285	-	-
		11,126,913	5,355,091	11,114,651	5,332,806
Allowance for impairment		(2,102)	(1,465)	(2,102)	(1,465)
		11,124,811	5,353,626	11,112,549	5,331,341

The movement on impairment allowance is as follows:

		Group		Bank	
		2021 D'000	2020 D'000	2021 D'000	2020 D'000
At 1 January		1,465	380	1,465	380
Change in impairment	27	637	1,085	637	1,085
At 31 December		2,102	1,465	2,102	1,465

5.3 Government instruments

	Group		Bank	
	2021 D'000	2020 D'000	2021 D'000	2020 D'000
Government bonds	13,697,695	14,020,219	13,697,695	14,020,219
	13,697,695	14,020,219	13,697,695	14,020,219

Government bonds

The Gambia Government through the Ministry of Finance & Economic Affairs signed an agreement with the Central Bank of The Gambia to convert the balances on the under listed accounts at 31 December

The Central Bank of The Gambia
Annual Report and Financial Statements
For the year ended 31 December 2021

2016 into a single 7% 30 year bond payable in thirty years at a frequency of two payments per annum (i.e. 1st March and 1st September each year).

As per IFRS 9 an entity shall measure a financial asset at amortized cost using the effective interest rate method. The effective interest rate method uses the rate that exactly discounts estimated future cash payments of receipts through the expected life of a financial asset to its gross carrying amount.

The original consolidated amounts under the agreement are as follows:

Details	D'ooo
6.5% - 30 Year Government Bond	1,459,960
6% - 10 Year Government Bond	83,383
5% - Government perpetual Bond	250,000
5% - 20 Year Government Bond	2,188,761
Advance to Government (NAWEC Loan \$18.14 million)	910,497
Advance to Government (Special Deposit T/Bills end Dec. 2015)	2,459,142
Overdrawn position Special Deposit T/Bills end Dec. 2016	721,023
Old Treasury Main Account overdrawn position	49,731
Overdrawn Net Government Treasury position	1,230,242
IFTC - GNPC Loan (\$ 10.93 million)	598,691
CBG holdings of Treasury Bills maturing in 2017	827,736
	<u>10,779,166</u>

5.4 Sukuk Al Salam

	Group		Bank	
	2021	2020	2021	2020
	D'ooo	D'ooo	D'ooo	D'ooo
Sukuk Al Salam	148,544	-	148,544	-
		-		-
	<u>148,544</u>	-	<u>148,544</u>	-

This account records Central Bank holdings of Gambia Government Sukuk-Al-Salaam securities mainly from rediscounts by commercial banks. When a bank rediscounts its Sukuk investment, the CBG takes up the bill by debiting this account and crediting the bank and the account is credited back at maturity. The rediscount figure is calculated using the rediscount price. As at end December 2021 16 bill were held by the Bank under this class.

6. Investment in WACB

	Note	Group 2021	2020 D'000	Bank 2021 D'000	2020 D'000
West African Central Bank (WACB)		359,699	353,067	359,699	353,067
IFRS 9 Impairment	28	(360)	-	(360)	-
		359,339	353,067	359,339	353,067

West African Central Bank (WACB)

The Bank's investment is in respect of capital contributions made towards establishment of the West African Central Bank. The Bank's contribution as at 31 December 2021 was 6.6% of capital contributed (2020: 6.6%).

7. Receivable from Mega Bank

	Group 2021 D'000	2020 D'000	Bank 2021 D'000	2020 D'000
MegaBank Gambia Limited	300,000	300,000	300,000	300,000
	300,000	300,000	300,000	300,000

Mega Bank Gambia Limited

Mega Bank is one of twelve commercial banks operating in the Gambia. On May 5, 2014, Central Bank of the Gambia (CBG) took over Keystone Bank (Gambia) Limited (KSB) and subsequently provided it with an amount of D 300 million, partly to enhance its risk bearing capacity and ensure continuity of operations as a going concern.

As the regulator of Banks in this jurisdiction, CBG then re-organized it, with the objective of creating a stronger, more efficient and competitive bank, which will contribute to economic growth and financial stability. The re-organization plan was approved by the Board of Directors and consequently KSB was divided into a good and bad bank. KSB, the good bank was renamed Megabank Gambia Limited (MBGL) and is continuing banking business as usual. The Central Bank has signed an agreement with the Ministry of Finance and Economic affairs (MOFEA) indicating that upon disposal the Central Bank will recover its initial outlay and the cost of disposal and any profit or loss thereafter will be allocated to MOFEA.

The Central Bank of The Gambia
Annual Report and Financial Statements
For the year ended 31 December 2021

8. Investment in subsidiary

	Group		Bank	
	2021	2020	2021	2020
	D'000	D'000	D'000	D'000
Gamswitch Limited			73,800	73,800
	-	-	73,800	73,800

The Central Bank of the Gambia has 50% equity interest in Gamswitch Company Limited as at the close of FY 2021 (2020: 50%). Gamswitch Company Limited has 8 directors of which 3 directors are from the Central Bank of the Gambia. The chairman of the board of directors of Gamswitch Company Limited is the Governor of the Central Bank of the Gambia. He was appointed the chairman of the board because of the Bank being the largest shareholder.

It is due to the facts above that we conclude that Gamswitch is a subsidiary of the Bank thus the consolidation.

8.1) Below are details of non-wholly owned subsidiary of the Bank that have material non-controlling interests.

Name of subsidiary	Principal place of business and place of incorporation	Proportion of ownership interests and voting rights held by non-controlling interests		Profit (loss) allocated to non-controlling interests for the year		Accumulated Non-controlling interests	
		2021	2020	2021	2020	2021	2020
		%	%	D'000	D'000	D'000	D'000
Gamswitch Limited	Banjul, The Gambia	50	50	2,054	6,876	38,809	36,755

Summarised financial information

Summarised financial information for Gamswitch Ltd, before intragroup eliminations, is set out below:

	2021	2020
	D'000	D'000
Current assets	85,658	79,601
Non-current assets	1,770	2,243
Current liabilities	(9,832)	(8,334)
Non-current liabilities	-	-
Equity attributable to owners of the Bank	77,596	73,510
Non-controlling interests	38,798	36,755
Total revenue	21,041	21,355
Total expenses	(16,934)	(7,604)
Profit for the year	4,107	13,751

The Central Bank of The Gambia
Annual Report and Financial Statements
For the year ended 31 December 2021

Other comprehensive income attributable to owners of the Bank	(169,916)	37,108
Other comprehensive income to the non-controlling interests	-	-
Other comprehensive income for the year	(169,916)	37,108
Total comprehensive income attributable to owners of the Bank	119,159	308,168
Total comprehensive income to the non-controlling interests	2,054	6,876
Total comprehensive income for the year	121,212	315,044
Dividends paid to noncontrolling interests	-	-
Net cash in/(out) flow from operating activities	(6,735)	3,364
Net cash in/(out) flow from investing activities	12,036	16,168
Net cash in/(out) flow from financing activities	-	-
Net cash in/(out) flow	5,301	19,532

Significant restrictions

There are no significant restrictions on the Bank's or subsidiary's ability to access or use the assets and settle the liabilities of the Group.

Financial support

The Group has not given any financial support to a consolidated structured entity.

The Central Bank of The Gambia
Annual Report and Financial Statements
For the year ended 31 December 2021

9. Loans and advances

	Note	Group 2021 D'000	2020 D'000	Bank 2021 D'000	2020 D'000
IMF on-lending to Government	9.1	4,488,504	2,279,213	4,488,504	2,279,213
Financial institutions	9.2	-	-	-	-
Staff loans	9.3	164,756	153,810	164,756	153,810
Advance to Staff Association	9.4	5,250	-	5,250	-
		4,658,510	2,433,023	4,658,510	2,433,023

9.1 IMF on-lending to Government

	Group 2021 D'000	2020 D'000	Bank 2021 D'000	2020 D'000
Rapid credit facility	2,755,586	1,919,298	2,755,586	1,919,298
Special Credit Facility	1,732,918	359,915	1,732,918	359,915
	4,488,504	2,279,213	4,488,504	2,279,213

IMF facility Onward Lending Account

The Extended Credit Facility (ECF) provides financial assistance to countries with protracted balance of payments problems. The ECF was created under the Poverty Reduction and Growth Trust (PRGT) as part of a broader reform to make the Fund's financial support more flexible and better tailored to the diverse needs of low-income countries (LICs), including in times of crisis. The ECF is the Fund's main tool for providing medium-term support to LICs

The Rapid Credit Facility (RCF) provides rapid concessional financial assistance with limited conditionality to low-income countries (LICs) facing an urgent balance of payments need. The RCF was created under the Poverty Reduction and Growth Trust (PRGT) as part of a broader reform to make the Fund's financial support more flexible and better tailored to the diverse needs of LICs, including in times of crisis. The RCF places emphasis on the country's poverty reduction and growth objectives.

During the period under review additional IMF facilities to the tune of SDR 30 million has already be on-lend to the Gambia Government through the Ministry of Finance and Economic affairs.

The Central Bank of The Gambia
Annual Report and Financial Statements
For the year ended 31 December 2021

9.2 Financial institutions

	Group 2021 D'000	2020 D'000	Bank 2021 D'000	2020 D'000
Gamstar Financial Services Limited	9,145	9,145	9,145	9,145
Gambia Women Finance Association (GAWFA)	4,910	4,910	4,910	4,910
	14,055	14,055	14,055	14,055
Allowance for impairment	(14,055)	(14,055)	(14,055)	(14,055)
	-	-	-	-

Loans to financial institutions are in respect of liquidity support provided to institutions to help meet their obligations to their depositors. Impairment of D 14.055 million is made in respect of Gamstar and GAWFA as a result of non-performance of their facilities. Furthermore, the Bank is currently at the courts with Gamstar who refuse to acknowledge the existence of this facility.

The Central Bank of The Gambia
Annual Report and Financial Statements
For the year ended 31 December 2021

9.3 Staff loans

	Group 2021 D'000	2020 D'000	Bank 2021 D'000	2020 D'000
Personal loans	20,597	9,641	20,597	9,641
Transport loans	32,536	31,630	32,536	31,630
Housing loan	113,375	114,291	113,375	114,291
	166,508	155,562	166,508	155,562
Allowance for impairment	(1,752)	(1,752)	(1,752)	(1,752)
	164,756	153,810	164,756	153,810

Staff loans impairment reconciliation:

	Group 2021 D'000	2020 D'000	Bank 2021 D'000	2020 D'000
Balance 1 January	1,752	1,752	1,752	1,752
Additional impairment in year	-	-	-	-
Balance at 31 December	1,752	1,752	1,752	1,752

9.4 Advance to Staff association

	Group 2021 D'000	2020 D'000	Bank 2021 D'000	2020 D'000
Advance to Staff association	5,250	-	5,250	-
	5,250	-	5,250	-

This advance was granted to the staff association to acquire a sizable plot of land that would eventually be sold to the junior staff at a reasonable price. The objective of this is to provide a dwelling place to the junior staff at an affordable price.

The Central Bank of The Gambia
Annual Report and Financial Statements
For the year ended 31 December 2021

10. Other assets

	Group		Bank	
	2021	2020	2021	2020
	D'000	D'000	D'000	D'000
WAMI Stabilisation & Cooperation Funds	179,849	176,533	179,849	176,533
Sundry receivables	51,820	32,168	4,248	361
Prepayments	7,100	732	7,100	732
Stock of commemorative coins	-	1,230	-	1,230
Stock of currency yet to be issued	297,905	140,426	297,905	140,426
	536,674	351,089	489,102	319,282
Allowance for impairment	-	-	-	-
	536,674	351,089	489,102	319,282

The WAMI Stabilization & Cooperation Fund relates to contribution made by the Bank towards the eventual realisation of the proposed West African Central Bank (WACB) under the Second West African Monetary Zone (WAMZ) under the ECOWAS Single Currency Program.

The Central Bank of The Gambia
Annual Report and Financial Statements
For the year ended 31 December 2021

11. Property, plant and equipment

Bank	Leasehold Land	Building	Furniture & Fittings	Motor Vehicle	Computer Equipment	WIP	Total
	D'000	D'000	D'000	D'000	D'000	D'000	D'000
Cost							
As at 1 Jan 2021	25,590	337,733	140,430	80,062	84,976	2,224	671,015
Additions in year	29,554	75,918	26,057	29,439	9,548	-	170,516
Writeoff	-	-	-	(64,918)	(80,937)	(2,224)	(148,079)
Adjustment	-	-	(135)	-	-	-	(135)
As at 31 Dec 2021	55,144	413,651	166,352	44,583	13,587	-	693,317
Depreciation							
As at 1 Jan 2021	(2,505)	(54,525)	(125,754)	(70,375)	(82,140)	-	(335,299)
Charge in year	(551)	(4,137)	(8,656)	(8,917)	(2,717)	-	(24,978)
Writeoff	-	-	-	64,918	80,937	-	145,855
As at 31 Dec 2021	(3,056)	(58,662)	(134,410)	(14,374)	(3,920)	-	(214,422)
Net Book Value							
AS at 31 Dec 2021	52,088	354,989	31,943	30,209	9,667	-	478,896
AS at 31 Dec 2020	23,085	283,208	14,677	9,687	2,836	2,224	335,717

The Central Bank of The Gambia
Annual Report and Financial Statements
For the year ended 31 December 2021

Property, plant and equipment (Continued)

Group	Leasehold Land D'ooo	Building D'ooo	Furniture & Fittings D'ooo	Motor Vehicle D'ooo	Computer Equipment D'ooo	WIP D'ooo	Total D'ooo
Cost							
As at 1 Jan 2021	25,590	337,733	140,740	80,062	85,199	2,224	671,548
Additions in year	29,554	75,918	26,179	29,439	9,548	-	170,638
Writeoff	-	-	-	(64,918)	(80,937)	(2,224)	(148,079)
Impairment	-	-	(41)	-	-	-	(41)
Adjustment	-	-	(135)	-	-	-	(135)
As at 31 Dec 2021	55,144	413,651	166,743	44,583	13,810	-	693,931
Depreciation							
As at 1 Jan 2021	(3,262)	(53,768)	(125,898)	(70,375)	(82,198)	-	(335,501)
Charge in year	(551)	(4,137)	(8,816)	(8,917)	(2,717)	-	(25,138)
Writeoff	-	-	-	64,918	80,937	-	145,855
As at 31 Dec 2021	(3,813)	(57,905)	(134,714)	(14,374)	(3,978)	-	(214,784)
Net Book Value							
As at 31 Dec 2021	51,331	355,746	32,030	30,209	9,832	-	479,148
As at 31 Dec 2020	22,328	283,965	14,843	9,687	3,001	2,224	336,048

The Central Bank of The Gambia
Consolidated Financial Statements
For the year ended 31 December 2021

Replacement cost estimates are based on estimated cost of Equivalent Assets (EA) and estimating the residual asset value from the EA cost, useful life and age of existing assets (Depreciated Replacement Cost Methodology).

Rights of use of land were acquired as leasehold land for a period of 99 years and have been re-valued as at date of transition to IFRS 16. The fair value of these rights now represents the deemed costs for the rights of use of land.

IFRS 16 impact assessment

The leasehold land referenced under property, plant and equipment, lead to the acquisition of the property by the Bank from the Gambia Government. It is not a lease as the bank has no obligation to settle any future lease payments.

12. Intangibles

Bank

	Software	West Africa Monetary Zone payment system	Total
	D'ooo	D'ooo	D'ooo
Cost			
As at 1 Jan 2021	118,670	50,626	169,296
Additions in year	50,333	-	50,333
Write off	(82,940)	(50,626)	(133,566)
As at 31st Dec 2021	86,063	-	86,063
Amortisation			
As at 1 Jan 2021	(90,849)	(50,626)	(141,475)
Charge in year	(12,307)	-	(12,307)
Write off	82,940	50,626	133,566
As at 31 Dec 2021	(20,216)	-	(20,216)
Net Book Value:			
At 31 Dec 2021	65,847	-	65,847
At 31 Dec 2020	27,821	-	27,821

The Central Bank of The Gambia
Consolidated Financial Statements
For the year ended 31 December 2021

Intangibles (Continued)

Group

	Software	West Africa Monetary Zone payment system	Total
	D'000	D'000	D'000
Cost			
As at 1 Jan 2021	121,059	50,626	171,685
Additions	50,437	-	50,437
Writeoff	(82,940)	(50,626)	(133,566)
As at 31st Dec 2021	88,556	-	88,556
Amortisation			
As at 1 Jan 2021	(91,327)	(50,626)	(141,953)
Charge in year	(12,785)	-	(12,785)
Write off	82,940	50,626	133,566
As at 31 Dec 2021	(21,172)	-	(21,172)
Net Book Value:			
At 31 Dec 2021	67,384	-	67,384
At 31 Dec 2020	29,732	-	29,732

The West African Monetary Zone (WAMZ) payment system represents the bank's counterpart funding under the modernisation of the payment system in the WAMZ implemented by WAMI at a cost of USD 23 million which is funded from the African Development Bank (AfDB) through a grant. This amount has now been transferred to development cost under intangibles to correspond with the depreciable assets provision.

13. Currency in circulation

	Group 2021 D'000	2020 D'000	Bank 2021 D'000	2020 D'000
Coins in circulation	73874	71,836	73,874	71,836
Gold & Silver coins	139	139	139	139
Notes in circulation	12421192	10,956,848	12,421,192	10,956,848
	12,495,205	11,028,823	12,495,205	11,028,823

The liability for currency in circulation represents that part of the Bank's activity which relates to the issuing of notes and coins to the general public amounting to D12.50 million(2020: D11.03 million). Changes in the level of the liability are mainly influenced both by the Government's fiscal policies and monetary policies of the Bank.

The Central Bank of The Gambia
Consolidated Financial Statements
For the year ended 31 December 2021

14. Deposits

	Group		Bank	
	2021	2020	2021	2020
	D'000	D'000	D'000	D'000
Commercial bank deposits	8,629,059	7,565,952	8,629,059	7,565,952
The Gambia Government deposits	6,602,046	5,835,346	6,602,046	5,835,346
IMF account 1 & 2	3,885,511	3,696,494	3,885,511	3,696,494
Other deposits	780,062	256,802	780,062	256,802
	19,896,678	17,354,594	19,896,678	17,354,594

14.1 Deposit by currency- 2021

Currency	Currency Amount	GMD Equivalent
	000	D'000
EUR	286	17,322
GBP	29	2,002
GMD	18,249,334	18,249,334
USD	30,945	1,628,021
Grand Total		19,896,678

As stipulated under the provisions of the Central Bank of The Gambia Act, 2018, one of the principal objectives of the Bank is acting as banker and adviser to the Government. Relying on this provision, the Bank receives deposits which represent all receipts accruing to the Government through the Consolidated Revenue Fund (CRF) account and other relevant Government accounts. The Bank also facilitates the operation of the Government's cash management system through the Treasury Main Account (TMA) as the expenditure account with maintenance holding accounts which fund the TMA.

Commercial banks' deposit also includes their minimum required reserves. Currently, commercial banks are required to maintain 15% (2020: 15%) of their total demand deposits as a minimum reserve requirement.

Deposits accounts (The Gambia Government and Commercial Banks) do not bear interest and are repayable on demand, except for the minimum reserve requirement of the commercial banks.

The Central Bank of The Gambia
Consolidated Financial Statements
For the year ended 31 December 2021

15. Long term loan from IMF

	Group		Bank	
	2021	2020	2021	2020
	D'000	D'000	D'000	D'000
Within 1 year	219,940	208,381	219,940	208,381
After 2 years	317,691	197,413	317,691	197,413
After 3 years	305,472	285,153	305,472	285,153
After 4 years	405,855	274,185	405,855	274,185
5 years and after	4,177,204	1,997,762	4,177,204	1,997,762
	5,426,162	2,962,894	5,426,162	2,962,894
SDR allocations	6,618,882	2,099,541	6,618,882	2,099,541
	12,045,044	5,062,435	12,045,044	5,062,435

IMF loan analysis

	Group		Bank	
	2021	2020	2021	2020
	D'000	D'000	D'000	D'000
Opening Balance	2,962,894	1,875,459	2,962,894	1,875,459
Additional loans	2,468,550	1,449,392	2,468,550	1,449,392
Payments	-	(96,292)	-	(96,292)
Translation gain	257,936	-	257,936	-
Debt waived	(263,218)	(296,155)	(263,218)	(296,155)
Amortisation adjustment	-	30,490	-	30,490
Closing balance	5,426,162	2,962,894	5,426,162	2,962,894

** During the year the IMF granted debt waiver to the tune of XDR 3.7 million to enable the Gambia to better respond to the impact of Covid-19 on the citizenry.

The Central Bank of The Gambia
Consolidated Financial Statements
For the year ended 31 December 2021

SDR holding analysis	Group 2021	2020 D'000	Bank 2021 D'000	2020 D'000
Opening Balance	2,099,541	2,099,541	2,099,541	2,099,541
Additional allocations	4,204,710	-	4,204,710	-
Translation gain	314,631	-	314,631	-
Closing balance	6,618,882	2,099,541	6,618,882	2,099,541

The loans due to the IMF are issued under the ECF and RCF, base information on the two facilities are as below:

The Extended Credit Facility (ECF) provides financial assistance to countries with protracted balance of payments problems. The ECF was created under the Poverty Reduction and Growth Trust (PRGT) as part of a broader reform to make the Fund's financial support more flexible and better tailored to the diverse needs of low-income countries (LICs), including in times of crisis. The ECF is the Fund's main tool for providing medium-term support to LICs

The Rapid Credit Facility (RCF) provides rapid concessional financial assistance with limited conditionality to low-income countries (LICs) facing an urgent balance of payments need. The RCF was created under the Poverty Reduction and Growth Trust (PRGT) as part of a broader reform to make the Fund's financial support more flexible and better tailored to the diverse needs of LICs, including in times of crisis. The RCF places emphasis on the country's poverty reduction and growth objectives.

Between the two facilities we opened the year with an opening balance of SDR 42 million, during the year additional facilities to the tune of SDR 35 million were extended to the Gambia and debts to the tune of SDR 3.7 million were waived with a view to better prepare the Gambia to deal with the impact of covid 19.

16. Money market operation liabilities

	Group 2021 D'000	2020 D'000	Bank 2021 D'000	2020 D'000
CBG Bills	1,420,000	-	1,420,000	-
	1,420,000	-	1,420,000	-

Central Bank bills- are securities issued by the Central Bank of the Gambia for liquidity management purposes. They are direct obligations of the CBG and are issued and redeemed at face value with maturities of less than one year; 7 days, 14 days, 28 days, and 56 days aimed at withdrawing liquidity from the banking system. The weighted average yield of the 91-day treasury bill serves as the benchmark ceiling for pricing and only commercial banks are eligible to participate.

The Central Bank of The Gambia
Consolidated Financial Statements
For the year ended 31 December 2021

17. Other payables

	Group		Bank	
	2021	2020	2021	2020
	D'000	D'000	D'000	D'000
Accounts payable	27,799	307,924	17,966	299,621
Provisions and other liabilities	196,730	199,789	196,730	199,789
Net pension asset/liability	165,275	166,003	165,275	166,003
	389,804	673,716	379,971	665,413

The Bank operates a funded defined benefit plan for its employees. A defined benefit plan is a pension plan that defines an amount of pension benefit that an employee is entitled to receive on retirement, dependent on one or more factors such as age, years of service and salary. It is Management Policy that a full external actuarial valuation by a qualified independent actuary is carried out on every two years to determine the benefit obligation. Meanwhile, in between the periods, Management will perform an internal assessment of the Defined Benefit Obligation. The plan liability is measured on an actuarial basis using the projected unit credit method, adjusted for unrealised actuarial gains and losses. The defined benefit plan liability is discounted using rates equivalent to the long-term government bond rates. The value of defined benefit assets and obligations at the year-end are as follows:

Scheme Assets and obligations

	Group		Bank	
	2021	2020	2021	2020
	D'000	D'000	D'000	D'000
Defined benefit obligation	571,394	393,551	571,394	393,551
Plan assets	(406,119)	(227,548)	(406,119)	(227,548)
Total benefit liability / (asset)	165,275	166,003	165,275	166,003

Where the defined benefit obligation exceeds the plan assets, the excess liability is recognised as part of other liabilities. For 2021, the Obligation exceeded the fair value of the assets and the necessary adjustments have been done. There are no legal or contractual requirement for the employer to make any additional minimum funding to the plan other than those actuarially determined.

The Central Bank of The Gambia
Consolidated Financial Statements
For the year ended 31 December 2021

Changes in benefit obligations

	Group		Bank	
	2021	2020	2021	2020
	D'000	D'000	D'000	D'000
Benefit obligation as at 1 January	393,551	204,245	393,551	204,245
Interest cost	40,493	19,779	40,493	19,779
Current service cost	15,691	11,792	15,691	11,792
Benefit payments	(31,495)	(24,711)	(31,495)	(24,711)
Actuarial (gain)/loss from change in assumptions	47,756	57,737	47,756	57,737
Actuarial (gain)/loss - Experience adjustment	105,398	124,709	105,398	124,709
	571,394	393,551	571,394	393,551
Benefit obligation as at 31 December	571,394	393,551	571,394	393,551

Changes in plan assets in the Year

	Group		Bank	
	2021	2020	2021	2020
	D'000	D'000	D'000	D'000
FV of plan asset at 1 January	227,548	224,166	227,548	224,166
Expected return on plan assets	32,462	21,721	32,462	21,721
Employer contributions	194,727	10,803	194,727	10,803
Benefit payments	(31,495)	(24,711)	(31,495)	(24,711)
Actuarial gain (loss) on obligation	(17,122)	(4,431)	(17,122)	(4,431)
	406,120	227,548	406,120	227,548
FV of plan asset at 31 December	406,120	227,548	406,120	227,548

Profit and loss charge

	Group		Bank	
	2021	2020	2021	2020
	D'000	D'000	D'000	D'000
Current service cost	15,691	11,792	15,691	11,792
Net interest cost	8,031	(1,943)	8,031	(1,943)
	23,722	9,849	23,722	9,849
Expense for the year	23,722	9,849	23,722	9,849

The Central Bank of The Gambia
Consolidated Financial Statements
For the year ended 31 December 2021

Other comprehensive income

	Group		Bank	
	2021	2020	2021	2020
	D'000	D'000	D'000	D'000
Return on plan assets - other than interest	(17,122)	(4,431)	(17,122)	(4,431)
Actuarial gain/ (loss - changes in financial assumptions)	(47,756)	(57,737)	(47,756)	(57,737)
Actuarial gain/ (loss - experience adjustments)	(105,398)	(124,709)	(105,398)	(124,709)
	(170,276)	(186,877)	(170,276)	(186,877)

Movement in Balance sheet

	Group		Bank	
	2021	2020	2021	2020
	D'000	D'000	D'000	D'000
Opening net liability	166,003	(19,921)	166,003	(19,921)
Total expenses for the period	23,722	9,850	23,722	9,850
Total charge to OCI	170,276	186,877	170,276	186,877
Employer contribution	(194,727)	(10,803)	(194,727)	(10,803)
Closing net liability	165,275	166,003	165,275	166,003

The most recent actuarial valuations of plan assets and the present value of the defined benefit obligation were carried out on behalf of the Bank by Muhanna and Co. of Cyprus in December 2021.

The Central Bank of The Gambia
Consolidated Financial Statements
For the year ended 31 December 2021

18. Taxation

	Group 2021 D'000	2020 D'000	Bank 2021 D'000	2020 D'000
Balance @ 1st Jan	30	-	-	-
Charge for the period	210	196	-	-
Payments in the period	(240)	(166)	-	-
Balance @ 31st Dec	-	30	-	-

The Bank, by virtue of section 77 of the CBG Act, 2018, is exempted from corporation tax. However, the subsidiary is a taxable entity and its tax charge, payment and obligation relating to 2021 are presented in the table above.

19. Share capital and reserves

(i) Share capital

Share capital represents contributions by the sole shareholder (The Government of The Gambia) and may not be distributed under current legislation.

With the advent of the new CBG Act, the Bank's share capital is required to be increased to a billion Dalasis (CBG Act 2018, section 30).

Subsequently the Bank signed a capital augmentation agreement with the Ministry of Finance to increase the capital from D100 million at end 2018 to D 1 billion in five years' time (1 January 2020 to 31 December 2023) at a rate of D 90 million per six months (30th June and 31st December).

During the period under year a total of GMD 180 million was paid toward share capital increasing the capital from GMD 460 million to GMD 640 million as at end of 2021.

(ii) General reserve fund

The General Reserve Fund, the use of funds which is subject to the Central Bank Act, sections 33, under this Act:

- All distributable earnings shall first be applied to the general reserve account until the aggregate amount of the authorized share capital and general reserves equals 10% of the Bank's monetary liabilities.
- Any remaining distributable earnings shall be transferred to the Ministry as Revenue for the budget of the Government.
- A distribution shall not be made from the current income of the bank except as permitted under section 33 (1)
- If in any financial year the Bank incurs a net loss, this loss shall first be charged to the general reserve account, and subsequently applied against the authorized capital account.

(iii) Revaluation reserve

The Revaluation Reserve includes profits or losses arising from the revaluation of the Bank's assets and liabilities held in other currencies as a result of a change in the par value of the Dalasi or any change in the par value of the currency unit of any country.

In the CBG Act 2018, The Bank is required to establish unrealized revaluation account to account for unrealized gains and losses emanating from currency other than our functional currency (GMD) – section 31 and 32.

(iv) Retained earnings

Retained earnings is the accumulation of undistributed profits over the years.

(v) Equity fair valuation

The Bank, like other Central Banks in the subregion, is a shareholder in key national and regional institutions that are critical to the operations of central banks; namely:

- African Export-Import Bank
- African reinsurance corporation
- West Africa central Bank
- Gamswitch Gambia Ltd

In accordance with IFRS 9, these investments are kept at fair value based on their current market prices.

(vi) Pension valuation

The Bank operates an internal defined benefit scheme for its staff to ensure staff who serve the bank diligently for the required period will continue enjoy specified benefit payments upon retirement as set out in our internal pension rules.

In accordance IAS 19 – Employee benefits, the Bank is required to regularly value the portfolio and assess if the scheme has adequate assets to meet the benefit obligations under the scheme; any short fall is made good by the Bank.

(vii) Special Reserve

The board in 2020 approve the creation of a special reserve account in accordance with section 31(3).

(viii) Appropriations

The board transferred GMD 358 million from retained earnings into the following areas:

- a. Pension valuation shortfall of GMD 228 million.
- b. General reserve GMD 130 million

(ix) Non-controlling interest (NCI)

Non-controlling interest (NCI) represent the interest of the other shareholders in the subsidiary Gamswitch.

The Central Bank of The Gambia
Consolidated Financial Statements
For the year ended 31 December 2021

20. Correction of prior year error

The consolidation of Gamswitch over the years has been based on their management accounts due to the delay in finalising their audited accounts. Consequently, the following adjustments were made in the prior year periods:

	Group	Previously reported	Restatement adjustment	Restated
	Note	2020 D'000	D'000	2020 D'000
Assets				
Foreign currency cash balances & Deposits		12,167,481	-	12,167,481
Receivable from IMF		4,386,966	-	4,386,966
Investment in securities		20,008,896	-	20,008,896
Investment in WACB		353,067	-	353,067
Receivable from Mega Bank		300,000	-	300,000
Investment in subsidiary		-	-	-
Loans and advances		2,433,023	-	2,433,023
Other assets	a	350,502	587	351,089
Property, plant and equipment		336,048	-	336,048
Intangible assets		29,732	-	29,732
Total assets		40,365,715	587	40,366,301
Liabilities				
Currency in circulation		11,028,823	-	11,028,823
Deposits		17,354,594	-	17,354,594
Long term loan from IMF		5,062,435	-	5,062,435
Money market operation liabilities		-	-	-
Other payables	b	673,536	180	673,716
Taxation		30	-	30
Total liabilities		34,119,418	180	34,119,598
Equity and reserves				
Share capital		460,000	-	460,000
Share premium	c	17,645	(17,645)	-
General reserve		468,513	-	468,513
Special reserve		3,887,878	-	3,887,878
Retained earnings	d	331,300	18,201	349,501
Revaluation reserve	e	803,038	(615)	802,423
Pension valuation		(228,598)	-	(228,598)
Equity fair valuation	f	472,499	(2,268)	470,231
Non-controlling Interest	g	34,022	2,733	36,755
Total equity and reserves		6,246,297	406	6,246,703
Total equity and liabilities		40,365,715	587	40,366,301

The Central Bank of The Gambia
Consolidated Financial Statements
For the year ended 31 December 2021

Ref	Explanatory Note
a	Restatement of sundry receivables balance to GMD 32,168,000 from GMD 31,581,000 being audit draft figure.
b	Restatement of accounts payable balance to GMD 307,924,000 from GMD 307,744,000 being audit draft figure.
c	Being reclassification of amount previously reported as share premium to retained earnings as recommended by auditors.
d	Being reclassification of amount previously reported as share premium to retained earnings as recommended by auditors.
e	Share of non-controlling interest of the revaluation gain not previously captured
f	Being restatement of equity fair valuation balance to reflect the year end closing balance.
g	Restatement of the non-controlling interest to actual figure

The Central Bank of The Gambia
Consolidated Financial Statements
For the year ended 31 December 2021

21. Interest income

	Group		Bank	
	2021	2020	2021	2020
	D'000	D'000	D'000	D'000
Government Bonds	541,720	553,719	541,720	553,719
USD deposits	21,786	49,023	21,786	49,023
EUR deposits	357	347	357	347
GBP deposits	6,102	7,968	6,102	7,968
Other interest income	3,372	6,608	2,502	5,219
	573,337	617,665	572,467	616,276

22. Interest expense

	Group		Bank	
	2021	2020	2021	2020
	D'000	D'000	D'000	D'000
Interest on IMF Loan	1,686	6,609	1,686	6,609
Other interest expenses	29	1,046	29	1,046
	1,715	7,655	1,715	7,655

23. Exchange gain & losses

	Group		Bank	
	2021	2020	2021	2020
		D'000	D'000	D'000
A/L revaluation	141,390	145,025	141,390	145,025
Market exchange	88,356	48,257	87,939	44,842
	229,746	193,282	229,329	189,867

The Central Bank of The Gambia
Consolidated Financial Statements
For the year ended 31 December 2021

24. Other income

	Group 2021 D'000	2020 D'000	Bank 2021 D'000	2020 D'000
Dividend income	16,869	5,738	16,869	5,738
Pension re;ated income	5,523	6,448	5,523	6,448
Rental income	29	28	29	28
Other income	34,842	22,122	15,088	5,571
	57,263	34,336	37,509	17,785

25. Personnel cost

	Group 2021 D'000	2020 D'000	Bank 2021 D'000	2020 D'000
Salaries	130,029	108,285	124,009	108,285
Transport allowances	40,667	39,966	40,667	39,966
Contribution to provident fund	7,037	6,325	7,037	6,325
Professional allowances	3,240	3,239	3,240	3,239
Other pension costs	23,722	9,850	23,722	9,850
Other	17,279	14,293	17,279	14,293
	221,974	181,958	215,954	181,958

Staff numbers:

Senior Management	30	20	27	19
Other staff	271	267	267	263
	301	287	294	282

The Central Bank of The Gambia
Consolidated Financial Statements
For the year ended 31 December 2021

26. General and administrative expenses

	Group		Bank	
	2021	2020	2021	2020
	D'000	D'000	D'000	D'000
Contributions to regional organisations	48,676	73,877	48,676	73,877
Currency printing cost amortization	85,499	116,707	85,499	116,707
Training expenses	37,676	18,119	37,676	18,119
Travel and transport	19,787	10,198	19,787	10,198
Software license fees	57,404	25,250	57,404	25,250
Telecommunication	5,936	5,084	5,936	5,084
Other facility amortisation	-	17,868	-	17,868
Other costs and expenses	69,256	82,424	58,980	75,442
	324,234	349,527	313,958	342,545

27. IFRS 9 impairment (P&L)

Bank	2021			2020		
	2021	2020	Net 2021 impairment	2020	2019	Net 2020 impairment
	D'000	D'000	D'000	D'000	D'000	D'000
FX Deposits	-	-	-	-	129	129
Investment in securities	2,102	1,466	(636)	1,466	380	(1,086)
Loans & Advances	-	-	-	-	-	-
Other assets	-	-	-	-	-	-
Balance at 31 Dec	2,102	1,466	(636)	1,466	509	(957)

28. IFRS 9 impairment (OCI)

	Bank	2020	Movement
	2021	D'000	D'000
	D'000	D'000	D'000
Investments in WACB	360	-	(360)
Other assets	-	-	-
Balance at 31 Dec	360	-	(360)

29. Fair value hierarchy

IFRS 13 specifies a hierarchy of valuation techniques based on whether the inputs to those valuation techniques are observable or unobservable. Observable inputs reflect market data obtained from independent sources; unobservable inputs reflect the Bank’s market assumptions. These two types of inputs have created the following fair value hierarchy:

- Level 1 – Quoted prices (unadjusted) in active markets for identical assets or liabilities. This level includes listed equity securities and debt instruments on.
- Level 2 – Inputs other than quoted prices included within Level 1 that are observable for the asset or liability, either directly (that is, as prices) or indirectly (that is, derived from prices). The inputs used include published rates and discounted cash flow techniques. Also included in this level are items of property, plant and equipment carried at market values. The main input into the valuation is recent market transactions.
- Level 3 – inputs for the asset or liability that are not based on observable market data (unobservable inputs). This level includes equity investments and debt instruments with significant unobservable components. As at 31 December 2021 and 31 December 2020, the Group did not hold any level 3 financial assets and/or liabilities.

This hierarchy requires the use of observable market data when available. The group considers relevant observable market prices in its valuation where possible. There has been no movement of financial instruments between different levels in the current year. Financial instruments measured at fair value at 31 December 2021 and 31 December 2020 was classified as follows:

The fair value is determined by obtaining the latest valuation from the investee and calculating the difference between the nominal value and the latest fair valuation.

Equity Fair Valuation amounts at 31 December 2021

Details	Note	Base ccy	Equity Fair valuation amounts @ end Dec 2020 D’000	IFRS 9 impairment D’000	2021 valuation movements D’000	Equity Fair valuation amounts @ end Dec 2021 D’000
Afreximbank		USD	265,844	-	17,984	283,828
Africa Re		USD	190,157	-	-	190,157
Gamswitch		GMD	28,800	-	-	28,800
WACB		USD	9,334	(360)	-	8,974
Stabilisation		USD	4,896	-	-	4,896
			499,031	(360)	17,984	516,655

The Central Bank of The Gambia
Consolidated Financial Statements
For the year ended 31 December 2021

30. Related party transactions

The Bank's related parties include The Gambia Government as the sole shareholder of the Bank, Ministry of Finance, the Board of Directors and directors of functions (senior management) of the Bank.

Balances and transactions between the bank and its subsidiary, which is a related party, have been eliminated on consolidation and are not disclosed in this note.

Balances with related parties are as follows:

	Group		Bank	
	2021	2020	2021	2020
	D'000	D'000	D'000	D'000
Amounts receivable from:				
Ministry of Finance	13,697,695	14,020,219	13,697,695	14,020,219
Senior Management of the Bank	21,406	20,300	21,406	20,300
	<u>13,719,101.00</u>	<u>14,040,519.00</u>	<u>13,719,101.00</u>	<u>14,040,519.00</u>

The related parties are:

- a. The Government of the Gambia (GoG) as it is the sole shareholder of the Bank
- b. The Senior management of the Bank is comprised of Deputy Directors, Directors and the Governors.

Remuneration of board of Directors and senior management

Remuneration paid to directors and senior management of the Bank for the year are as follows:

	Bank	
	2021	2020
	D'000	D'000
Director fees and sitting allowances	3,500	3,440
Senior management salaries	15,072	2,037
Other benefits to senior management	21,406	20,300
	<u>39,978</u>	<u>25,777</u>

31. Risk management

The Bank is involved in policy-oriented activities. Therefore, elements of the Bank's risk management framework might differ from the risk management frameworks for most other financial institutions. The main financial risks to which the Bank is exposed include credit risk, liquidity risk, market risk, interest rate risk, currency risk on both foreign and local currency assets. In the management of foreign reserves, minimizing liquidity risk is a major consideration in order to maintain an effective foreign exchange intervention capability. The nature of the Bank's operations creates exposure to a broad range of enterprise risks, including operational and reputational risks.

The Bank seeks to ensure that strong and effective risk management and control systems are in place for identifying, assessing, monitoring, and managing risk exposures thus the overall risk management framework is designed to promote the sound and prudent management of the Bank's risks.

The Bank is subject to an annual external audit. Auditing arrangements are overseen by the Audit Committee of the Board of Directors, which monitors the financial reporting, risk and audit functions within the Bank. The committee reviews the internal audit function and has direct access to the external auditor. The Audit Committee reports to the Board of Directors on its activities. The Board of Directors monitors the Bank's management of risk through internal risk reports which analyse exposures by degree and magnitude of risks as part of its role of keeping the Bank's performance and use of resources under constant review.

The Bank does not engage in any derivative financial instruments to hedge these risk exposures. The use of financial derivatives is governed by the Bank's policies approved by the board of directors, which provide written principles on foreign exchange risk, interest rate risk, credit risk, the use of financial derivatives and non- derivative financial instruments. Compliance with policies and exposure limits is reviewed by the internal auditors on continuous basis. The bank does not trade financial instruments, including derivatives financial instruments, for any purpose.

Capital risk management

The bank manages its capital to ensure that it fulfils its role as the Central Bank of The Gambia by applying appropriate structures, systems and procedures. These structures, systems and procedures evolve continuously in response to changes in the financial and economic environment in which the bank operates. An integral part of the Bank's strategy is to maintain its equity under the requirements of the Act which ensures that the Government makes grants of Redeemable Interest-Bearing Notes to cover losses from revaluation of monetary assets and liabilities denominated in foreign currencies.

The capital structure of the Bank consist of deposits of the Government and minimum reserves of the commercial banks and the long- term loan obtained from the IMF, deposits of the Bank in foreign banks, foreign cash held at the bank and equity, comprising share capital, reserves and retained earnings as disclosed in the statement of changes in equity.

The Central Bank of The Gambia
Consolidated Financial Statements
For the year ended 31 December 2021

Gearing ratio

The Bank's board of directors reviews the capital structure on an annual basis, as ensured by the requirement of the government to grant Interest- Bearing notes to cover losses relating to foreign currency denominated monetary assets and liabilities.

The gearing ratio was as follows:

	Bank 2021 D'ooo	2020 D'ooo
Debt	33,741,693	23,082,442
Equity	6,544,097	6,246,992
	<hr/>	<hr/>
Debt to equity ratio	5.16	3.69

- (a) Debt comprises all liabilities excluding currency in circulation.
- (b) Equity comprises all capital, retained earnings and reserves of the Bank.

The improvement of the debt to equity ratio is mainly due to the increase in the equity which in turn was mainly due to the additional capital of GMD 180 invested by the Gambia Government and the improved profitability.

Operational risk

This is the risk of loss due to factors such as inadequate systems, management failure, ineffective controls, misappropriation, human errors or other external events. The Bank is strengthening its risk management capabilities through the formation of an enterprise Risk Management framework currently being developed and deployed during the current year.

Credit risk

Both the Bank and the Group are subject to credit risk through lending and investing activities and in cases where they act as intermediaries on behalf of customers or other third parties. Given the nature of the Bank's role and responsibility, transactions are made with the Gambia Government, other Central Banks and with reputable foreign commercial banks. Credit risk associated with trading and investing activities is managed through the group's credit risk management process.

Concentrations of credit risk that arise from financial instruments exist for counter parties when they have similar economic characteristics that would cause their ability to meet contractual obligations to be similarly affected by changes in economic or other conditions.

The risk that counter parties to financial exposures might default on their obligations is monitored on an ongoing basis. The nature of the Group's main operation as a Central Bank makes its loan portfolio does not lend itself to normal aging analysis. The details of the are as below:

The Central Bank of The Gambia
Consolidated Financial Statements
For the year ended 31 December 2021

a. Investment in securities

	Gross carry amount	Loss allowance	Carrying amount
	2021	2021	2021
	D'000	D'000	D'000
Equity investments -FVOCI	664,965	-	664,965
Fixed term deposits – Amotised cost	11,114,651	(2,102)	11,112,549
Government instruments – Amotised cost	13,697,695	-	13,697,695
Sukuk Al Salam - Amortised cost	148,544	-	148,544
	25,625,855	(2,102)	25,623,753

b. Investment in WACB

Investment in WACB	Gross carrying amounts	Loss allowance	Carrying amount
	2021	2021	2021
	D'000	D'000	D'000
West African Central Bank (WACB)	359,699	(360)	359,339
	359,699	(360)	359,339

The Central Bank of The Gambia
Consolidated Financial Statements
For the year ended 31 December 2021

c. Loans & Advances

Loans and advances	Gross carrying amounts D'000	Loss allowance D'000	Carrying amount D'000
IMF on-lending to Government	4,488,504	-	4,488,504
Loans to Financial institutions	14,055	(14,055)	-
Staff loans	164,756	-	164,756
Advance to Staff Association	5,250		5,250
	<u>4,672,565</u>	<u>(14,055)</u>	<u>4,658,510</u>

IMF on-lending to Government	Stage 1 D'000	Stage 2 D'000	Stage 3 D'000	Total D'000
Special Credit Facility	1,732,918	-	-	1,732,918
RCF ONWARD LENDING ACCOUNT	863,608	-	-	863,608
RCF ON-LENDING	1,891,978	-	-	1,891,978
	<u>4,488,504</u>	<u>-</u>	<u>-</u>	<u>4,488,504</u>

Loans to Financial institutions	Stage 1 D'000	Stage 2 D'000	Stage 3 D'000	Total D'000
GAMSTAR FINANCIAL SERVICES LTD	-	-	9,145	9,145
GAWFA	-	-	4,910	4,910
	<u>-</u>	<u>-</u>	<u>14,055</u>	<u>14,055</u>

Staff loans	Stage 1 D'000	Stage 2 D'000	Stage 3 D'000	Total D'000
Staff Personal Loans	20,597	-	-	20,597
Staff Transport Loans	32,536	-	-	32,536
Staff Housing Loan	113,375	-	-	113,375
Provisions	(1,752)	-	-	(1,752)
	<u>164,756</u>	<u>-</u>	<u>-</u>	<u>164,756</u>

The Central Bank of The Gambia
Consolidated Financial Statements
For the year ended 31 December 2021

Staff association advance	Stage 1 D'000	Stage 2 D'000	Stage 3 D'000	Total D'000
Advance to Staff Association	5,250			5,250
	5,250	-	-	5,250

These were facilities extended to the named financial institution in the form of liquidity support. However, the performance of the facilities are less than desirable thus the provisioning of the entire amount.

Foreign currency deposits

For banks and financial institutions, only reputable financial institutions are accepted based on the Bank's internal policy. The Risk Department manages the credit risk exposure, by assessing the counterparties' performances.

The Bank is mainly exposed to the USD, EUR, GBP, CHF and IMF SDR currencies.

The following table details the Bank's sensitivity to a 5% increase and decrease in the Dalasi against the USD, EUR, CHF and GBP currencies respectively. +-5% is a tolerable sensitivity rate used when reporting foreign currency risk internally to the Board and represents management's assessment of the reasonably possible change in foreign exchange rates. The sensitivity analysis includes only outstanding foreign currency denominated monetary items and adjusts their translation at the period end for a 5% change in foreign currency rates. A negative number below indicates an increase in exchange loss where the Dalasi weakens 5% against the relevant currency for assets and an increase in exchange gains for liabilities.

Currency	Impact of Plus 5%	Impact of Minus 5%
CHF	341,330	(341,330)
EUR	182,421,987	(182,421,987)
GBP	180,091,066	(180,091,066)
USD	747,052,881	(747,052,881)
XDR	81,719,133	(81,719,133)
	1,191,626,397	(1,191,626,397)

The exchange rates at respective period ends are as below:

Currency	31-Dec-21	31-Dec-20
USD	52.61	51.64
EUR	60.57	61.92
GBP	70.07	68.52
CHF	55.95	50.88
SDR	74.05	70.53

The Central Bank of The Gambia
Consolidated Financial Statements
For the year ended 31 December 2021

Exposure to credit risks

The Financial assets in which the credit risk assessment has been performed as at reporting date are classified at stage one (1).

Asset	Stage 1 D'000	Stage 2 D'000	Stage 3 D'000	2021 D'000	2020 D'000
Foreign currency cash balances & Deposits	16,125,838	-	-	16,125,838	12,141,970
Receivable from IMF	4,605,910	-	-	4,605,910	4,386,966
Investment in securities	25,623,753	-	-	25,623,753	19,986,611
Investment in WACB	359,339	-	-	359,339	353,067
Receivables from Mega Bank	300,000	-	-	300,000	300,000
Investment in subsidiary	73,800	-	-	73,800	73,800
Loans and advances	4,644,455	-	14,055	4,658,510	2,433,023
Other assets	489,102	-	-	489,102	319,282
	52,222,197	-	14,055	52,236,252	39,994,719

	Group 2021 D'000	2020 D'000	Bank 2021 D'000	2020 D'000
Financial assets				
Hold to collect	51,223,811	39,012,404	51,211,948	39,006,601
Hold to collect and sell	1,024,304	988,118	1,024,304	988,118
	52,248,115	40,000,522	52,236,252	39,994,719

Financial liabilities

Liabilities at amortised cost	12,045,044	5,062,435	12,045,044	5,062,435
Other liabilities	34,201,687	29,057,163	34,191,854	29,048,830
	46,246,731	34,119,598	46,236,898	34,111,265

The Central Bank of The Gambia
Consolidated Financial Statements
For the year ended 31 December 2021

The maximum exposure to credit risks at the reporting date as follows:

Cash balance & Deposits

2021

USD Deposits

Bank	Carrying Amount	Maximum exposure	Collateral Type	Credit Rating
Stanchart London	381,427	381,427	None	A
FRB NY	8,484,791	8,484,791	None	AAA
Union Des BANque Arabes Franc.	117,288	117,288	None	A-
Afrexim Bank	152	152	None	BBB+
	8,983,658	8,983,658		

Euro Deposits

Bank	Carrying Amount	Maximum exposure	Collateral Type	Credit Rating
Banque de France	172,102	172,102	None	AA
BIS	6,392	6,392	None	AAA
Union Des BANque Arabes Franc.	972,521	972,521	None	A-
Deutsche Bundesbank	979,774	979,774	None	AA
	2,130,789	2,130,789		

GBP Deposits

Bank	Carrying Amount	Maximum exposure	Collateral Type	Credit Rating
Stanchart London	330,211	330,211	None	A
Bank of England	44,726	44,726	None	AA
	374,937	374,937		

Other Deposits (CHF)

Bank	Carrying Amount	Maximum exposure	Collateral Type	Credit Rating
Stanchart London	836	836	None	A
BIS	5,990	5,990	None	AAA
	6,827	6,827		

SDR Deposits

Bank	Carrying Amount	Maximum exposure	Collateral Type	Credit Rating
International Monetary Fund	4,585,013	4,585,013	None	AAA
	4,585,013	4,585,013		

The Central Bank of The Gambia
Consolidated Financial Statements
For the year ended 31 December 2021

Cash balance & Deposits 2021

Cash holding

Bank	Carrying Amount	Maximum exposure	Collateral Type	Credit Rating
CASH HOLDING ACCT - EUR	20,676	20,676	None	N/A
CASH HOLDING ACCT -GBP	2,442	2,442	None	N/A
CASH HOLDING ACCT-USD	21,497	21,497	None	N/A
	44,614	44,614		

Fixed Term investments 2021

USD Investments

Bank	Carrying Amount	Maximum exposure	Collateral Type	Credit Rating
	D'000	D'000		
SANTANDER INVESTMENTS USD	1,843,546	1,843,546	None	A
ICBC INVESTMENTS USD	1,053,112	1,053,112	None	A
STANDARD CHARTERED INVESTMENTS	1,843,195	1,843,195	None	A
UBAF INVESTMENT USD	1,634,059	1,634,059	None	A-
	6,373,912	6,373,912		

Euro Investments

Bank	Carrying Amount	Maximum exposure	Collateral Type	Credit Rating
	D'000	D'000		
UBAF INVESTMENT EUR	1,514,296	1,514,296	None	A-
	1,514,296	1,514,296		

GBP Investments

Bank	Carrying Amount	Maximum exposure	Collateral Type	Credit Rating
	D'000	D'000		
SANTANDER INVESTMENTS GBP	842,045	842,045	None	A
STANDARD CHARTERED INVESTMENTS	1,963,243	1,963,243	None	A
UBAF INVESTMENT GBP	421,156	421,156	None	A-
	3,226,443	3,226,443		

The Central Bank of The Gambia
Consolidated Financial Statements
For the year ended 31 December 2021

Cash balance & Deposits					2020	
USD Deposits						
Bank	Carrying Amount	Maximum exposure	Collateral Type	Credit Rating		
	D'000	D'000				
Union Des Banque Arabes Franc.	167,410	167,410	None	A-		
FRB NY	10,113,912	10,113,912	None	AA+		
Stanchart London	518,213	518,213	None	A2		
	<u>10,799,535</u>	<u>10,799,535</u>				
Euro Deposits						
Bank	Carrying Amount	Maximum exposure	Collateral Type	Credit Rating		
	D'000	D'000				
Deutsche Bundesbank	492,820	492,820	None	AAAU		
Union Des Banque Arabes Franc.	56,541	56,541	None	A-		
BIS	6,582	6,582	None	N/A		
Banque de France	153,259	153,259	None	AAAU		
	<u>709,202</u>	<u>709,202</u>				
GBP Deposits						
Bank	Carrying Amount	Maximum exposure	Collateral Type	Credit Rating		
	D'000	D'000				
Bank of England	15,505	15,505	None	AA3		
Stanchart London	417,306	417,306	None	A2		
	<u>432,811</u>	<u>432,811</u>				
SDR Deposits						
Bank	Carrying Amount	Maximum exposure	Collateral Type	Credit Rating		
	D'000	D'000				
International Monetary Fund	163,264	163,264	None	N/A		
	<u>163,264</u>	<u>163,264</u>				
Other FX Deposits -CHF						
Bank	Carrying Amount	Maximum exposure	Collateral Type	Credit Rating		
	D'000	D'000				
BIS	5,492	5,492	None	N/A		
Stanchart London	2,659	2,659	None	A2		
	<u>8,151</u>	<u>8,151</u>				

The Central Bank of The Gambia
Consolidated Financial Statements
For the year ended 31 December 2021

Cash balance & Deposits 2020

FX Cash Held

Account	Carrying Amount D'000	Maximum exposure D'000	Collateral Type	Credit Rating
Cash Holding Acct-USD	7,871	7,871	None	N/A
Cash Holding Acct-GBP	-	-	None	N/A
Cash Holding Acct - Eur	21,136	21,136	None	N/A
	<u>29,007</u>	<u>29,007</u>		

Fixed Term investments 2020

USD Investments

Bank	Carrying Amount D'000	Maximum exposure D'000	Collateral Type	Credit Rating
SCB	1,041,004	1,041,004	None	A2
Santander	537,211	537,211		A2
UBAF	1,452,375	1,452,375	None	A-
	<u>3,030,590</u>	<u>3,030,590</u>		

EURO Investments

Bank	Carrying Amount D'000	Maximum exposure D'000	Collateral Type	Credit Rating
UBAF	928,936	928,936	None	A-
	<u>928,936</u>	<u>928,936</u>		

GBP Investments

Bank	Carrying Amount D'000	Maximum exposure D'000	Collateral Type	Credit Rating
SCB	1,029,261	1,029,261	None	A2
UBAF	344,019	344,019	None	A-
	<u>1,373,280</u>	<u>1,373,280</u>		

Risk limit control and mitigation policy

The Central Bank manages limits and controls the concentration of credit risk wherever identified. Exposure to credit risk is managed through regular analysis of the ability of the borrowers to meet interest and capital repayment obligations. The Central Bank employs policies and practices to mitigate credit risk. The most traditional of these is the taking of security for advances. The Central Bank of The Gambia implements guidelines on the acceptability of specific classes of collateral or other credit risk mitigation. The principal collateral for loans and advances to staff includes provident funds and property deeds for staff loans. Collateral on all loan and advances to the Government of The Gambia and other financial institutions is their deposit accounts held at the Bank when contracts are signed.

Impairment and provisioning policy

Loans are designated as impaired and considered non-performing where recognised weakness indicates that full payment of either interest or principal becomes questionable or as soon as payment of interest or principal is 90 days or more overdue. Where any amount is considered uncollectible, an individual impairment provision is raised, being the difference between the loan carrying amount and the present value of estimated future cash flows.

In any decision relating to the raising of provisions, the bank attempts to balance economic conditions, local knowledge and experience, and the results of independent asset reviews. Where it is considered that there is no realistic prospect of recovering an element of an account against which an impairment provision has been raised, then that amount will be written off.

A portfolio impairment provision is also held to cover the inherent risk of losses, which, although not identified, are known through experience to be present in the loan portfolio. The provision is estimated by using the historical loss rate, the migration or incident rate and the balance of the performing loan portfolio. The portfolio impairment provision is set with reference to past experience using loss rates, and judgmental factors such as the economic environment and the trends in key portfolio indicators.

Write off policy

The Group writes off a loan balance (and any related allowances for impairment losses) when the Group determines that the loans are uncollectible. This determination is reached after considering information such as the occurrence of significant changes in the borrower's financial position such that the borrower can no longer pay the obligation, or that proceeds from collateral will not be sufficient to pay back the entire exposure.

Modification of financial assets

The Group sometimes modifies the terms of loans provided to customers due to renegotiations or for distressed loans with a view to maximizing recovery. Such restructuring activities include extended payment term arrangements. Restructuring policies and practices are based on indicators or criteria which, in the judgement of management, indicate that payment will most likely continue. These policies are kept under continuous review.

The risk of default of such assets after modification is assessed at the reporting date and compared with the risk under the original terms at initial recognition, when the modification is not substantial and so does not result in derecognition of the original asset. The Group monitors the subsequent

performance of modified assets. The Group may determine that the credit risk has significantly improved after restructuring, so that the assets are moved from Stage 3 or Stage 2 (Lifetime ECL) to Stage 1 (12-month ECL). This is only the case for assets which have performed in accordance with the new terms for three consecutive months or more. There were no such assets held as at 31 December 2021.

The Group continues to monitor if there is a subsequent significant increase in credit risk in relation to such assets through the use of specific models for modified assets.

IFRS 9 outlines a 'three-stage' model for impairment based on changes in credit quality since initial recognition as summarised below:

- A financial instrument that is not credit-impaired on initial recognition is classified in 'Stage 1' and has its credit risk continuously monitored by the Group.
- If a significant increase in credit risk ('SICR') since initial recognition is identified, the financial instrument is moved to 'Stage 2' but is not yet deemed to be credit-impaired.
- If the financial instrument is credit-impaired, the financial instrument is then moved to 'Stage 3'.
- Financial instruments in Stage 1 have their ECL measured at an amount equal to the portion of lifetime expected credit losses that result from default events possible within the next 12 months. Instruments in Stages 2 or 3 have their ECL measured based on expected credit losses on a lifetime basis.
- A pervasive concept in measuring ECL in accordance with IFRS 9 is that it should consider forward-looking information.

Significant increase in credit risk (SICR)

The Group considers a financial instrument to have experienced a significant increase in credit risk when one or more of the following quantitative, qualitative or backstop criteria have been met:

Qualitative criteria

For Loan portfolios, if the borrower meets one or more of the following criteria:

- In short-term forbearance
- Direct debit cancellation
- Extension to the terms granted
- Previous arrears within the last 12 months
- If the borrower is on the Watch list and/or the instrument meets one or more of the following criteria:
 - Significant increase in credit spread
 - Significant adverse changes in business, financial and/or economic conditions in which the borrower operates
 - Actual or expected forbearance or restructuring
 - Actual or expected significant adverse change in operating results of the borrower
 - Significant change in collateral value (secured facilities only) which is expected to increase risk of default
 - Early signs of cashflow/liquidity problems such as delay in servicing of trade creditors/loans

The Central Bank of The Gambia
Consolidated Financial Statements
For the year ended 31 December 2021

The assessment of SICR incorporates forward-looking information and is performed on a quarterly basis at a portfolio level. The criteria used to identify SICR are monitored and reviewed periodically for appropriateness.

Backstop

A backstop is applied, and the financial instrument considered to have experienced a significant increase in credit risk if the borrower is more than 30 days past due on its contractual payments.

Low credit risk exception

The Group has not used the low credit risk exemption for any financial instruments in the year ended 31 December 2021.

Definition of default and credit-impaired assets

The Group defines a financial instrument as in default, which is fully aligned with the definition of credit-impaired, when it meets one or more of the following criteria:

Quantitative criteria

The borrower is more than 90 days past due on its contractual payments.

Qualitative criteria

The borrower meets unlikeliness to pay criteria, which indicates the borrower is in significant financial difficulty. These are instances where:

- The borrower is in long-term forbearance
- The borrower is deceased
- The borrower is insolvent
- The borrower is in breach of financial covenant(s)
- An active market for that financial asset has disappeared because of financial difficulties
- Concessions have been made by the lender relating to the borrower's financial difficulty
- It is becoming probable that the borrower will enter bankruptcy
- Financial assets are purchased or originated at a deep discount that reflects the incurred credit losses.

The criteria above have been applied to all financial instruments held by the Group and are consistent with the definition of default used for internal credit risk management purposes. The default definition has been applied consistently to model the Probability of Default (PD), Exposure at Default (EAD) and Loss given Default (LGD) throughout the Group's expected loss calculations.

An instrument is considered to no longer be in default (i.e. to have cured) when it no longer meets any of the default criteria for a consecutive period of six months.

Measuring ECL — Explanation of inputs, assumptions and estimation techniques

The Central Bank of The Gambia
Consolidated Financial Statements
For the year ended 31 December 2021

The Expected Credit Loss (ECL) is measured on either a 12-month (12M) or Lifetime basis depending on whether a significant increase in credit risk has occurred since initial recognition or whether an asset is considered to be credit-impaired.

Expected credit losses are the discounted product of the Probability of Default (PD), Exposure at Default (EAD), and Loss Given Default (LGD), defined as follows:

- The PD represents the likelihood of a borrower defaulting on its financial obligation, either over the next 12 months (12M PD), or over the remaining lifetime (Lifetime PD) of the obligation.

Measuring ECL — Explanation of inputs, assumptions and estimation techniques (continued)

- EAD is based on the amounts the Group expects to be owed at the time of default, over the next 12 months (12M EAD) or over the remaining lifetime (Lifetime EAD).
- Loss Given Default (LGD) represents the Group's expectation of the extent of loss on a defaulted exposure. LGD varies by type of counterparty, type and seniority of claim and availability of collateral or other credit support. LGD is expressed as a percentage loss per unit of exposure at the time of default (EAD). LGD is calculated on a 12-month or lifetime basis, where 12-month LGD is the percentage of loss expected to be made if the default occurs in the next 12 months and Lifetime LGD is the percentage of loss expected to be made if the default occurs over the remaining expected lifetime of the loan.

The ECL is determined by projecting the PD, LGD and EAD and for each individual exposure or collective segment. These three components are multiplied together and adjusted for the likelihood of survival (i.e. the exposure has not prepaid or defaulted in an earlier month). This effectively calculates an ECL, which is then discounted back to the reporting date and summed. The discount rate used in the ECL calculation is the original effective interest rate or an approximation thereof.

The Lifetime PD is developed by applying a maturity profile to the current 12M PD. The maturity profile looks at how defaults develop on a portfolio from the point of initial recognition throughout the lifetime of the loans. The maturity profile is based on historical observed data and is assumed to be the same across all assets within a portfolio and credit grade band. This is supported by historical analysis. The 12-month and lifetime EADs are determined based on the expected payment profile, which varies by product type.

Forward-looking economic information is also included in determining the 12-month and lifetime PD, EAD and LGD. These assumptions vary by product type. The assumptions underlying the ECL calculation — such as how the maturity profile of the PDs and how collateral values change etc. — are monitored and reviewed on a quarterly basis. There have been no significant changes in estimation techniques or significant assumptions made during the reporting period.

Forward-looking information incorporated in the ECL models

The assessment of SICR and the calculation of ECL both incorporate forward-looking information. The Group has performed historical analysis and identified the key economic variables impacting credit risk and expected credit losses for each portfolio.

Economic variable assumptions

The most significant period end *economic variable assumptions* assumptions considered for the ECL estimate as at 31 December 2021 were GDP growth, USD foreign exchange rate and inflation.

Sensitivity analysis

The most significant variables affecting the ECL model are as follows:

1. GDP Growth – GDP growth is used to assess the relative health of the economy. Forward looking information is incorporated by using the projected GDP growth rate for the current year as a base.
2. USD/D - The Central Bank of The Gambia average USD rate on the date of assessment and for the last three quarters is used in the tool. This is because of the sensitivity of the economy to exchange rate fluctuations.
3. Inflation – Inflation is used due to its influence on monetary policy and on interest rates. Interest rates have an impact on borrowers' likelihood of default. Forward looking information is incorporated by using the expected change in inflation rates for the next three quarters.

A sensitivity analysis of the impact of a 5% change in the economic variable assumptions did not result in a significant change in ECL.

Credit quality per class of financial instrument

The credit quality of financial asset is managed by the Group based on ongoing assessments performed.

At 31 December 2021, the Group's credit exposures were categorised under IFRS 9 as follows:

- Stage 1 – At initial recognition and no significant increase in credit risk after initial recognition
- Stage 2 – Significant increase in credit risk since initial recognition
- Stage 3 – Credit impaired

The Group's credit exposures were categorised under IFRS 9 as follows:

- Exposures that are neither past due nor impaired;
- Exposures that are past due but not impaired; and
- Individually impaired facilities.

The following table contains an analysis of the credit risk exposure of financial instruments for which an ECL allowance is recognised. The gross carrying amount of financial assets below also represent the Group's maximum exposure to credit risk on these assets.

Market risk

Market risk is the risk that changes in market prices such as interest rates, foreign exchange rates and credit spreads will affect the Group's income or the value of its holdings of financial instruments. The objective of market risk management is to manage and control market risk exposures within acceptable parameters.

Market risk arises from open positions in interest rates and currency, all of which are exposed to general and specific market movements and changes in the level of volatility of market rates or prices such as interest rates and foreign exchange rates.

The Central Bank's primary exposure to market risk lies with its deposits held overseas which are exposed to changes in interest and exchange rates. Exposure to market risk is formally managed in accordance with risk limits set by the Board.

Foreign currency risk management

Exchange rate exposures are covered through the government grant or redemption of redeemable Interest-bearing notes to cover losses or to offset gains relating to exchange rate differences on monetary assets and liabilities.

Cash flow sensitivity analysis for variable rate instruments

A change of 100 basis points in interest rates at the reporting date will have an increase/decrease on profit or loss, and equity by amounts shown below. Each analysis assumes all other variables; in particular foreign currency rates remain constant. The analysis is performed on the same basis for 2020.

Interest rate risk

The Group's operations are subject to the risk of interest rate fluctuations to the extent that interest earning assets (including investments) and interest-bearing liabilities mature or re-price at different times or in differing amounts.

In the case of floating rate assets and liabilities the Group is also exposed to basis risk, which is the difference between re-pricing characteristics of the various floating rate indices, such as the savings rate and six months LIBOR and different types of interest. Risk management activities are aimed at optimizing net interest income, given market interest rate levels consistent with the Group's strategies.

Asset-liability risk management activities are conducted in the context of the Group's sensitivity to interest rate changes. The actual effect will depend on a number of factors, including the extent to which repayments are made earlier or later than the contracted dates and variations in interest rate sensitivity within re-pricing periods and amongst currencies.

The Central Bank has capacity to manage these risks by monitoring interest rates daily and ensuring within the limits of its policy function that its financial liabilities match the maturing profile of its financial assets.

The following show the extent to which the Bank's interest rate exposures on assets and liabilities are matched. These are allocated to time bands by reference to the earlier of the next contractual interest rate re-pricing date and maturity.

Foreign currency risk

Foreign exchange risk arises from:

- maintenance of a portion of foreign currency reserves for liquidity management purposes;
- currency intervention to meet monetary policy objectives; and
- active management undertaken in trading portfolios.

The US dollar is the base currency for the entire foreign reserves portfolio. However, investments of the foreign reserves in other approved currencies is permissible.

Foreign exchange risk is managed as follows:

- Positions in securities not denominated in the base currency (i.e. USD) should be hedged to the extent reasonably practicable into the base currency. Foreign currency exposures other than the United States dollar are all managed from the United States dollar perspective.
- A portfolio may also hold foreign exchange forward contracts in non-permissible currencies whose bonds are in a portfolio's benchmark only to the extent that it can be fully hedged to the base currency.
- The internally managed portfolio has determined currency limits that take into consideration the Bank's expected foreign exchange liquidity needs. Since the majority of foreign exchange liabilities are in U.S. dollars it carries the most weight in this currency distribution.

The Bank also prepares and presents its financial statements in Dalasi. As a result, movement in the exchange rates of the various foreign currencies in which the Bank maintains selected assets and liabilities impacts these financial statements.

Other price risks

The bank is not exposed to equity price risks arising from equity investments. Equity investments are held for strategic rather than trading purposes in regional bodies for the purpose of facilitating the harmonisation and integration of Central Banks in the Africa sub-region and promotion of intra-regional trade. The Bank does not actively trade in these investments.

Capital management

The Bank does not have a regulator that sets and monitors its capital requirements. The Bank considers its stated capital and other reserves as its capital. The Central Bank's objective in managing capital and reserves is to ensure the Central Bank's ability to continue to perform its function as set by the Central Bank of The Gambia Act 2018.

32. Events after reporting date

The Directors, having reviewed the transactions since the end of 2021, have concluded that the following event(s) have occurred since the year end that requires a disclosure in the financial statement:

a. On-lending of 2021 SDR allocation

The Bank has extended part of the SDR allocation to the Gambia Government through the Ministry of Finance and Economic affairs. The GMD equivalent of SDR 14.32 million has been extended with a ten years grace period and repayable over ten years after the grace period.

33. Comparative information

The comparative information has been reclassified, where applicable, to conform to the current year's presentation.

34. Contingent liabilities

a) Access Bank (Gambia) Ltd V Hatib G. Janneh – Ganishee proceedings against the Central Bank of the Gambia:

The Bank was ordered to pay GMD 15 million to the defendant Mr. Hatib Janneh from the reserve account of the plaintiff, Access Bank. The non- payment by the Bank led to contempt of court proceedings.

The Bank, being dissatisfied with the judgment of the Court lodged an appeal which is currently before the courts.

b) Mrs Mbosseh N’diaye v The Central Bank of The Gambia

The plaintiff, the former MD/CEO of Megabank sued the Bank for wrongful dismissal. The case was ruled in favour of the Bank, but the plaintiff is appealing against that ruling.

c) Great Alliance Insurance co. V The Central Bank of The Gambia

In this case, the Bank was sued by the Plaintiff (Great Alliance Insurance Co. Limited), is asking the Court to restrain the Bank from cancelling the registration of the Plaintiff to carry on the business of an Insurance Company in The Gambia.