



Central Bank of The Gambia

Our New Banknote Family: Beautifully Gambian

A new family of banknotes has been introduced into circulation and it is important that we know how to check our notes.

Front

Banknotes

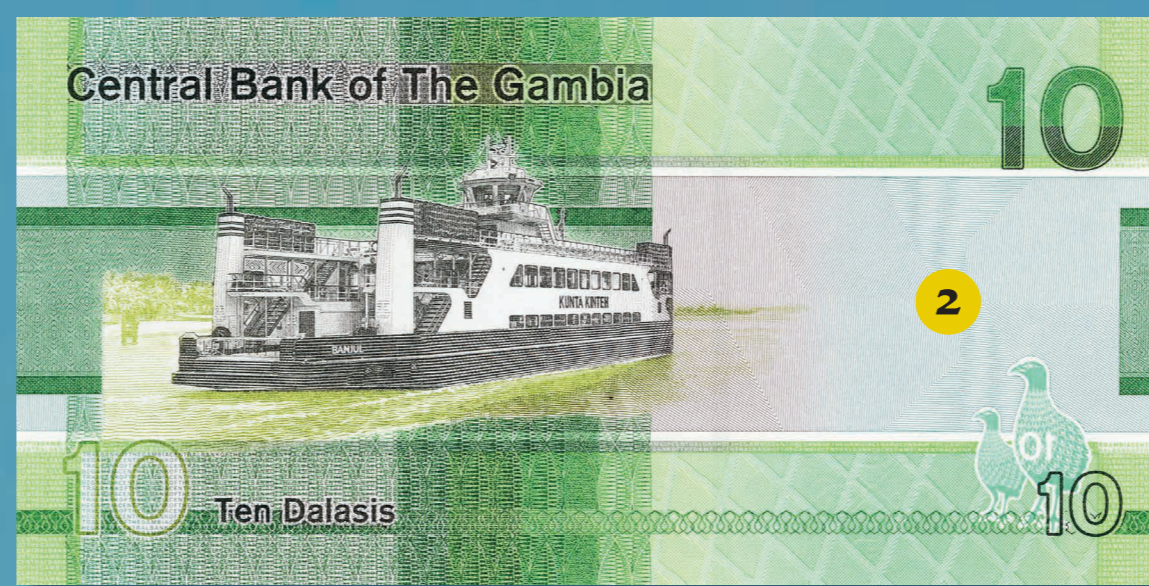

Back

5 Dalasis



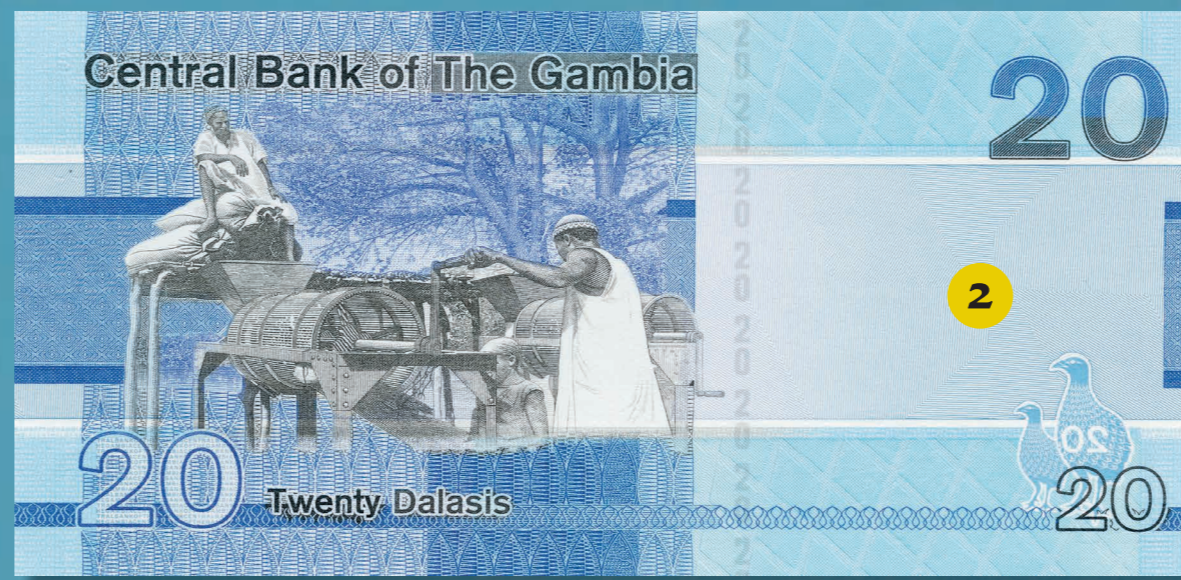
Paper

10 Dalasis




Paper

20 Dalasis



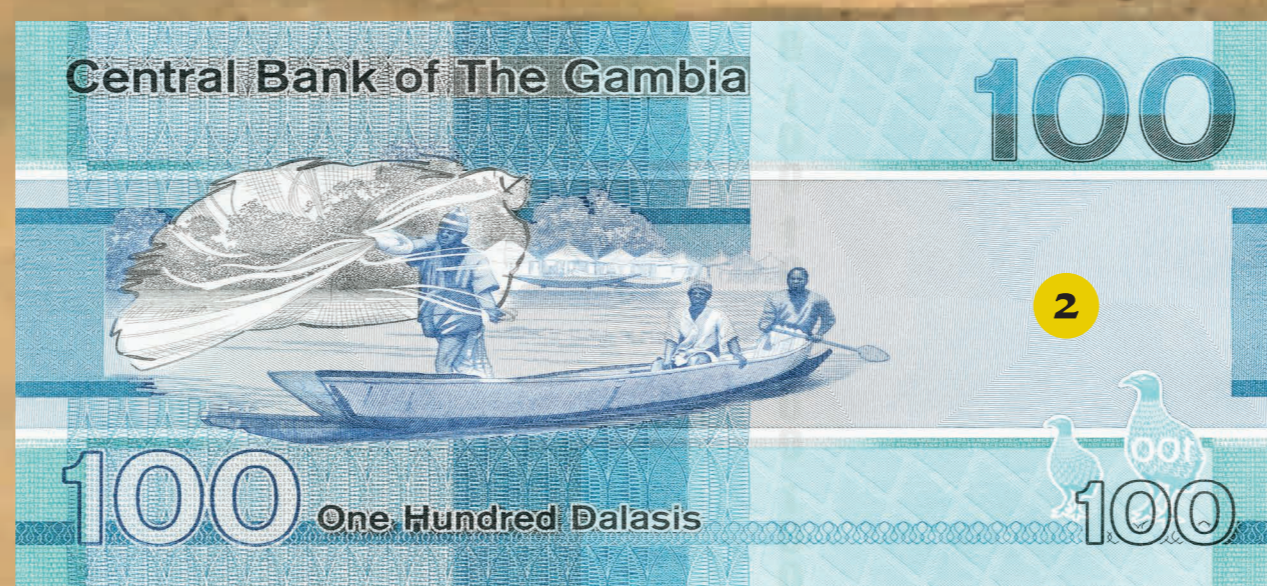
Paper

50 Dalasis



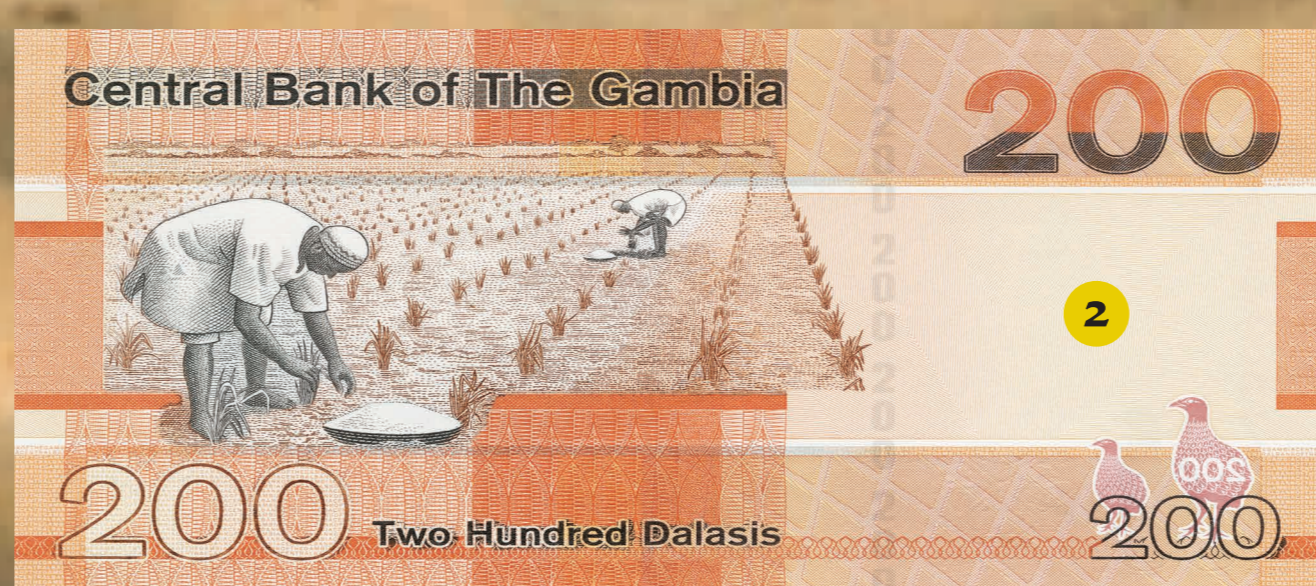
Paper

100 Dalasis



Paper


200 Dalasis



Paper

Feel:

Run your fingers over the notes and you will feel:



- The characteristic raised print of genuine banknotes which can be found throughout the note but particularly the bars at the sides of the front of the notes.

Look:

Hold the note up to the light and you will see:



- Watermark with lighter area - the watermark of the crocodile's head which can be found throughout the note and a stylised palm tree which can be seen from both sides of the note.




- The note value appears in the area of white print.




- The security thread appears as a solid line rather than just appearing on the surface of the note.

Tilt:


If you tilt the note you will see:



- On the 10, the security thread has rainbow bars that change colour as the note is moved around.



- On the 20, 50, 100 and 200 a green/red colour switch is added to the rainbow bars. The note value and images of the bird can also be seen.



- On the 100, the bush fowl in the bottom left hand corner is printed in a shiny ink that changes colour from gold to green when the note is tilted. On the 200 the shiny gold/green ink in the bush fowl also has a circular ring effect.

Keep our currency clean for a beautiful Gambia

If in doubt, compare a note to one that you know is genuine. All existing banknotes will remain in circulation until further notice

For more information, see www.cbjg.com/slide/dalasis.html